

**SCRIBBLE AND THE STRUCTURES OF DEPICTION:**

**Exploring relationships between patterns of children's spontaneous gestural mark making and adult designed pictorial schemes in the context of the rectangle**

**VOLUME 1**

**Jonathan Parsons**

A thesis submitted to The University of Gloucestershire in accordance with the requirements of the degree of Doctor of Philosophy in the School of Arts

Date of first submission: April 2022

## **Abstract**

This study makes a contribution to knowledge through art practice by producing – for the first time – a meta-analysis of children’s scribble typologies and an examination of the correlations between those typologies and simple pictorial structures produced by adults in the context of the rectangle. This research is predicated on the primacy of art practice as a means of research enquiry, both in its role as a materials-based and visual means of finding things out and by using practice as a comparative method across fields and disciplines. The wider significance of this study is its contribution to the development of methodologies of Fine Art practice through research and through emphasising the underdeveloped links between artists’ image making, established cognitive and semiotic research into pictorial typologies and the graphic structures found in children’s drawings.

Application of lines and marks to a rectangular surface is a typical method of pictorial construction. Picture making occurs early in human development when infants begin to scribble, usually on rectangular sheets of paper. Studies of the early developmental stages of children’s drawings have identified basic kinds of scribble pattern that evolve into more well-defined graphic forms. A meta-analysis of these typologies had never been put together before this research was undertaken. Nor had a comparison been made between typologies of scribble pattern and the pictorial structures occurring in the simplest visual communication designs produced by adults. Such a comparative study had never been used to generate a body of new artwork as research. The findings indicate that there is a finite typology of 41 Primary Line Formations that are commonly found across studies of children’s spontaneous gestural mark-making. This was compared with the simplest adult designed pictorial structures, namely heraldic partitions and alphanumeric displays. As practice-based research, this PhD demonstrates that, in the context of the rectangle, the phenomena under study are related in terms of: 1. Configural morphology and how this is perceived; 2. Modes of representation and types of abstraction; 3. Modularity.

Author's Declaration:

I declare that the work in this thesis was carried out in accordance with the regulations of the University of Gloucestershire and is original except where indicated by specific reference in the text. No part of the thesis has been submitted as part of any other academic award. The thesis has not been presented to any other education institution in the United Kingdom or overseas. Any views expressed in the thesis are those of the author and in no way represent those of the University.

Signed            Date    25 December 2022

Doi: 10.46289/NE17T7W6

## **Acknowledgements**

I am indebted and hugely grateful to the following people, without whom this work would not have been possible.

My late wife Yolaine and our only daughter Lili for their strength, love, support and understanding. My close friends Tracey Rowledge, Tim and Siobhan Collins, Rob and Lizzie Harrison, Lisa Traxler, Lincoln Miles and Will Todd for their attentive care and support. The late Joanna Hill, working with the Mike Holland Trust, and the University of Gloucestershire for the PhD scholarship and bursary. My family-in-law for their understanding and support to me and Lili: Marion Sinet; Aude and Gilles Sinet; Suzanne and the late Tristan de Carné; Patrice and Catherine de Carné. My parents Colin and Christine Parsons for supporting me throughout my studies and career. My Supervisors Andrew Bick, for going beyond the call of duty in supporting me with my studies, Don Parker for feedback on the second draft of the thesis and Angus Pryor for hosting an in-conversation event at my research residency in 2017.

I am extremely grateful to all the third party copyright holders who have granted me permission to reproduce their images and data. All the reproduced material is fully credited wherever it appears in the thesis.

*for Yolaine*

## **Table of Contents**

### **Volume 1: Practice as Research**

Section 1: The Exhibition	1
Section 2: Practice Research Catalogue	14
Section 3: Supplementary Documentation	31

### **Volume 2: Supporting text**

Chapter 1: Introduction	
1.1 Background	37
1.2 Research aims and objectives	43
1.3 The research process	
1.3.1 Research terminology	45
1.3.2 My ontological position	46
1.3.3 Other minds	48
1.3.4 Subject area paradigm	49
1.3.5 My epistemological research position	50
1.3.6 Positivist influences	51
1.3.7 Theoretical perspectives	52
1.4 The significance of scribble and structure	53
1.4.1 Mark making	53
1.4.2 Marks and the rectangle	56
1.5 Methodology, methods and rationale	
1.5.1 Established methodology	58
1.5.2 Correlational analysis	60
1.5.3 Form-similarity problem	61
1.5.4 Exhibition making	62
1.5.5 Specific techniques	63
1.5.6 Physical practice research	65
1.6 Contribution to knowledge	65

## Chapter 2: An examination of the field; artists and scribble

2.1 Scribble in the artists' context	67
2.1.1 Defining scribble	67
2.1.2 Practice and theory: children's drawings	69
2.1.3 Klee	69
2.1.4 Practice and theory: a history of 'artists and scribble'	71
2.1.5 Gesture in the present	72
2.1.6 Mehretu	73
2.1.7 Non-linear narrative	74
2.2 Scribble as method	76
2.3 Deskillling	85
2.4 Critique of gesture	90
2.4.1 Rauschenberg	90
2.4.2 Johns	94
2.4.3 Barré and Hantai	95
2.4.4 Lichtenstein and Castoro	99
2.4.5 Buren	103
2.4.6 Toroni and Lee	103
2.4.7 Remaking: Richter	105
2.4.8 Remaking: non-composition	107
2.4.9 Remaking: Brown	109
2.4.10 Critique of originality	110
2.4.11 Quotation and duplication	112
2.4.12 Remaking continued	116
2.4.13 The mass produced and the mechanical	119
2.4.14 A conceptual coda	121

## Chapter 3, Part 1: An examination of the field; the picture

3.1 The picture	123
3.1.1 Picture elements: the boundary	123
3.1.2 Picture and image	124

3.1.3 Pictorial structure	125
3.1.4 Artist-generated theories of pictorial structure	130
3.1.5 The rectangle: definition, usage and origins	136
3.1.6 Picture elements: point; line; plane	143
3.1.7 A taxonomy of lines	144
3.1.8 Placement of picture elements	145
3.1.9 The co-ordinate plane	149
3.1.10 Pictorial equivalence: topological transformation	150
3.1.11 Pictorial equivalence: musical notation	150
3.1.12 Pictorial equivalence: flipping and rotations	151
3.1.13 An historical precedent: perspective	152
3.1.14 Kisses and crosses	154
3.2 Semiotics	158
3.2.1 Refining and extending the types of sign	159
3.2.2 A continuum of graphic development	159
3.2.3 Modes of representation: depiction and abstraction	160
3.2.4 Abstraction: limitations of medium	161
3.2.5 Non-iconic abstraction	161
3.2.6 Iconic abstraction	162
3.2.7 Abstract painting	162
3.2.8 Thinking about abstract painting	165
Chapter 3, Part 2: Alternative divisions of two-dimensional space; heraldic partitions & alphanumeric displays	
3.3 Heraldic partitions	168
3.3.1 Background	168
3.3.2 The shield	170
3.3.3 The field	171
3.3.4 Tinctures	172
3.3.5 Charges	173
3.3.6 Field divisions	180
3.3.7 Partition lines	183



3.3.8 Roundels in tincture	185
3.3.9 Blazonry	188
3.3.10 Not the same	189
3.3.11 Other elements of heraldry	190
3.3.12 The nature of abstraction in the geometrical charges	191
3.4 Artists and heraldry	195
3.5 Alphanumeric displays	
3.5.1 Background	207
3.5.2 Multi-segment displays	207
3.5.3 Dot matrix displays	215
3.6 Artists and alphanumerics	220
Chapter 4: Children's scribble	
4.1 Background	231
4.2 Rhoda Kellogg	234
4.2.1 What Children Scribble and Why	234
4.2.2 Kellogg's methodology	235
4.2.3 The 20 Basic Scribbles	237
4.2.4 The six basic Diagrams	240
4.2.5 Combines and Aggregates	242
4.2.6 The phenomena described in detail	242
4.2.7 The evolution of pictorial work	246
4.2.8 Analyzing Children's Art	249
4.2.9 Abstracts, Gestalts and pictures	257
4.2.10 Universality	259
4.2.11 Theories of child art	260
4.2.12 Meanings	261
4.2.13 In conclusion	263
4.3 Antonio Machón	267
4.3.1 Aims of the study	267
4.3.2 History	268
4.3.3 Arnheim	270

4.3.4 Kellogg	271
4.3.5 Lurçat	272
4.3.6 Machón's study and its methodology	273
4.3.7 The formless period	279
4.3.8 The period of form	291
4.3.9 The period of schematisation	301
4.3.10 Representation of the human figure	304
4.4 John Matthews	310
4.4.1 Action representations	311
4.4.2 The first three mark making gestures	312
4.4.3 Making shapes	314
4.4.4 Configurative representation and space	315
4.5 Howard Gardner	319
4.6 Other researchers	324
<b>Chapter 5: Methodology</b>	
5.1 The primacy of art practice as a means of enquiry	332
5.2 Redrawing and remaking	340
5.3 Re-enactment	341
5.4 External realisation	343
5.5 Correlational Analysis	343
5.6 Making and showing	349
5.7 Textual analyses	353
5.8 Rationale for production processes	355
5.9 Specific techniques	
5.9.1 Drawing and painting	356
5.9.2 Reverse glass painting	356
5.9.3 Zen calligraphy	359
5.9.4 Other ways of mark making	367
5.9.5 Finger-painting	372
5.9.6 The one-shot approach	373
5.9.7 Scale	375

5.10 Framing the picture	376
5.11 Colours	376
<b>Chapter 6: Findings</b>	
6.1 Introduction	381
6.2 Research Question 1	381
6.3 Research Question 2	388
6.4 Research Question 3	395
<b>Chapter 7: Discussion</b>	
7.1 The primary phenomena	398
7.2 My personal approach to methods	398
7.3 Typologies of scribble	401
7.4 Heraldic and alphanumeric typologies	404
7.5 Relationships	
7.5.1 Morphological correlations	405
7.5.2 Developmental connections	407
7.5.3 Persistence in adulthood	408
7.5.4 Physiology and Psychology of visual perception	411
7.5.5 Physical structure	420
7.5.6 Names	425
7.5.7 Visual meaning	426
7.5.8 Legibility	426
7.5.9 Modes of representation and types of abstraction	427
7.5.10 Modular relationship	429
7.6 Form-similarity problem	429
7.7 Is it art?	430
7.8 Seeing things	431
<b>Chapter 8: Conclusion</b>	
8.1 Meeting my research aims	434
8.2 Limitations of the study	

8.2.1 Data	434
8.2.2 Biases	435
8.2.3 Other traditions, times and places	437
8.2.4 Conflictual epistemologies	440
8.3 My own learning	
8.3.1 Scribble	441
8.3.2 Artists and the literature	441
8.3.3 Morphologies and commonality	441
8.3.4 Superficiality	442
8.3.5 The continued significance of scribble	443
8.4 Final thoughts	444
Recommendations	447
Author's Publication List	
Individual	449
Co-authored	451
References	452
Appendix 1	
Artworks, exhibitions, visual sources and references consulted, but not directly cited in the text	485
Appendix 2	
A history of artists and 'scribble'	494
Appendix 3	
Anecdote on the rectangle	514

Appendix 4	
Kellogg's general developmental stages in self-taught art	515
Appendix 5	
Flag for London (2003)	518
Postscript	519
Full Acknowledgements	

# Volume 1: Practice as Research

## Section 1: The exhibition

My physical practice research findings were presented in a solo exhibition entitled *Scribble and the Structures of Depiction* at the Hardwick Gallery at the University of Gloucestershire in December 2021. I was able to show almost all of the practical items that I had produced during nearly five years of this PhD research. The exhibition included my series of painted and constructed installations along with displays 'from the studio wall' that brought together a variety of materials from my physical practice research archive, catalogued in Section 2. The following pages show installation views of the exhibition. Additionally, an online archive documenting this exhibition can be accessed by following the link below.

[http://jonathanparsons.com/Exhibitions/Pages/Scribble and the Structures of Depiction.html](http://jonathanparsons.com/Exhibitions/Pages/Scribble_and_the_Structures_of_Depiction.html)

Section 3 contains supplementary documentation of this and my other research exhibition presentations: the research residency *Scribbles, Diagrams + Combines* (2017) and the archive display *Making Findings* (2020).

## Exhibition installation views – 1


1. General view of the exhibition from the main entrance
2. Exhibition view showing *The Primary Line Formations* (2021), *Practice Research Archive 1* (2017-21) and *The Formal Units* (2021)



## Exhibition installation views – 2

3. General view of the exhibition

4. General view of the exhibition





### Exhibition installation views – 3

5. General view of the exhibition

6. **The Primary Line Formations** (2021)

41 reverse painted glass panels with wall mounted fixings; overall: 173.2 x 229 x 6.8 cm



**Exhibition installation views – 4**

7. *The Primary Line Formations* (2021) detail


8. Exhibition view showing *The Primary Line Formations* (2021) and **Practice Research Archive 1** (2017-21)



## Exhibition installation view – 5

### 9. Practice research archive – 1 (2017-21)

Including: literature review of heraldry; heraldic drawings and plans; the proportions of the shield; 'Crescent and Mullet'; silverpoint drawings of Mullet, Etoile and Roundel; posters showing the simple geometrical charges, field divisions and partition lines; 'Abject /Rarefied' (hand prints).




**Exhibition installation views – 6**

10. Exhibition view showing **Practice Research Archive 1** (2017-21) and **The Formal Units** (2021)

11. **The Formal Units** (2021)

18 reverse painted glass panels with wall mounted fixings; overall: 86 x 188 x 12 cm



## Exhibition installation view – 7

### 12. Practice research archive – 2 (2017-21)

Including: literature review and field drawings of alphanumeric displays; installation plans; character sets; comparative morphology of all the studied phenomena; material test pieces; painting templates; etymologies of the heraldic tinctures and roundel names; top left: 'Sleepers Wake: Hypnopomical Entoptic Diary' (2021); middle left: 'The Most Basic Line Formations' (2021).



**Exhibition installation view – 8**

13. Exhibition view showing **Cross, Kiss, Frame (modello)** – versions 1 and 2 (both 2020), both: sgraffito into 'Black 3.0' acrylic over gold card collage mounted on black board and **The Heraldic Tinctures** (2021), 32 wall-mounted acrylic on canvas panels; overall: 173.5 x 102.5 x 1.5 cm.




**Exhibition installation views – 9**

14. *Code and Image (Travellers in a Breeze)* (2020-21)

Acrylic on 36 canvas panels mounted on painted wall, overall dimensions: 300 x 530 cm

15. *Code and Image (Travellers in a Breeze)* (2020-21) detail



**Exhibition installation view – 10**

16. *Roundels in Tincture* (2020-21)  
Acrylic on canvas polyptych; overall: 213 x 168 cm





**Exhibition installation views – 11**

17. Exhibition view showing *The Basic Scribbles* (2021) and *Practice research archive – 3* (2017-21)

18. *The Basic Scribbles* (2021)

29 reverse painted glass panels with wall mounted fixings; overall: 205.7 x 297.1 x 7.2 cm



## Exhibition installation view – 12

### 19. Practice research archive – 3 (2017-21)







Including: literature review of typologies of children's scribbling; correlational analysis of scribble typologies; my correlated typologies of scribbles and formal units; installation plans; children's ideographic 'equivalents'; on shelves: 'Two Very Rare Configurations' (2021); mirror writing templates; canvases: 'Four Ordinaries (2020); work from my research residency at the gallery in 2017.

















## **Section 2: Practice Research Catalogue**



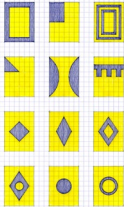

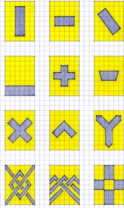
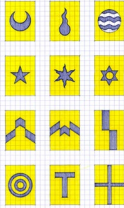

This catalogue documents all the principle practical outcomes produced during this PhD study. In addition to these is a folder containing 102 numbered items of physical practice research, such as preparatory sketches and templates. Nearly all of these items were included in the exhibition *Scribble and the Structures of Depiction* at the Hardwick Gallery at the University of Gloucestershire in December 2021 and are documented in Section 1.








## Practice Research Catalogue

Cat. no.	Details	Thumbnail
001	<p><b>Test piece: 'D6'</b> Acrylic reverse painting on glass, 100 x 150 x 2 mm. 2017</p> <p><i>exhibited in 'Scribbles, Diagrams + Combines' (2017)</i></p>	
002	<p><b>'D1'</b> Acrylic reverse painting on glass, 300 x 300 x 2 mm. 2017</p> <p><i>exhibited in 'Scribbles, Diagrams + Combines' (2017)</i></p>	
003	<p><b>'D2'</b> Acrylic reverse painting on glass, 300 x 300 x 2 mm. 2017</p> <p><i>exhibited in 'Scribbles, Diagrams + Combines' (2017)</i></p>	
004	<p><b>'D3'</b> Acrylic reverse painting on glass, 300 x 300 x 2 mm. 2017</p> <p><i>exhibited in 'Scribbles, Diagrams + Combines' (2017)</i></p>	
005	<p><b>'D4'</b> Acrylic reverse painting on glass, 300 x 300 x 2 mm. 2017</p> <p><i>exhibited in 'Scribbles, Diagrams + Combines' (2017)</i></p>	
006	<p><b>'D5'</b> Acrylic reverse painting on glass, 300 x 300 x 2 mm. 2017</p> <p><i>exhibited in 'Scribbles, Diagrams + Combines' (2017)</i></p>	








007	<p><b>'D6'</b> Acrylic reverse painting on glass, 300 x 300 x 2 mm. 2017</p> <p><i>exhibited in 'Scribbles, Diagrams + Combines' (2017)</i></p>	
008	<p><b>'Diagrams D1-D6 (Kellogg)'</b> [002-007] Acrylic reverse painting on glass with painted birch ply wall fixings. Each panel 30 x 30 x 0.2 cm. Overall dimensions: 81 x 130 x 8 cm. 2017 – exhibited in 'Scribbles, Diagrams + Combines' (2017)</p>	
009	<p><b>'Thirty-Six Possible Combines (Rhoda Kellogg)'</b> Site-specific temporary wall painting: vinyl emulsion and acrylic on wall. Overall image size: 205 x 205 cm. 2017 <i>exhibited in 'Scribbles, Diagrams + Combines' (2017)</i></p>	
010	<p><b>'A Simple Typology of the Rectangle'</b> Cut and polished cast acrylic sheet; three panels: 200 x 300 mm, 348 x 174 x 2 mm, 244 x 244 mm. 2017 <i>exhibited in 'Scribbles, Diagrams + Combines' (2017)</i></p>	
011	<p><b>'The Basic Scribbles S1 – S20 (Kellogg)'</b> Acrylic reverse painting on glass with wall mounted fixtures. Each panel: 20 x 20 x 0.2 cm. Overall dimensions 180 x 140 x 2 cm, 2017 <i>exhibited in 'Scribbles, Diagrams + Combines' (2017)</i></p>	
012	<p><b>Test Piece: 'The Placement Patterns P1-P17'</b> Acrylic reverse painting on PVC with wall mounted fixtures. 17 panels, each: 14.85 x 21 cm (A5). Overall dimensions: 156 x 104 x 1 cm, 2017 – exhibited in 'Scribbles, Diagrams + Combines' (2017)</p>	
013	<p><b>'Typologies of Colour Names'</b> Inkjet print. 84 x 118 cm. 2017</p> <p><i>exhibited in 'Scribbles, Diagrams + Combines' (2017)</i></p>	






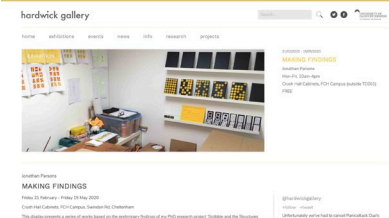

014	<p><b>Test piece: 'S16-P2'</b> Acrylic reverse painting on PVC with wall mounted fixture, 14.85 x 21 cm (A5). 2017</p> <p><i>exhibited in 'Scribbles, Diagrams + Combines' (2017)</i></p>	
015	<p><b>Test piece: 'S7-P10'</b> Acrylic reverse painting on PVC with wall mounted fixture, 14.85 x 21 cm (A5). 2017</p> <p><i>exhibited in 'Scribbles, Diagrams + Combines' (2017)</i></p>	
016	<p><b>Test Piece: 'S-P Combines'</b> Acrylic reverse painting on PVC with wall mounted fixtures. 7 panels, each: 14.85 x 21 cm (A5). Overall dimensions: 38 x 53 x 1 cm. 2017</p> <p><i>exhibited in 'Scribbles, Diagrams + Combines' (2017)</i></p>	
017	<p><b>'Scribbles, Diagrams + Combines'</b> Research residency and solo exhibition at Hardwick Gallery, Cheltenham, 20 November – 6 December 2017</p>	
018	<p><b>Test Piece: Zen Card Calligraphy</b> Acrylic on card 2017-18</p> <p><i>not exhibited</i></p>	
019 - 24	<p><b>Some typical multi-segment alphanumeric displays observed in the field</b> Digital drawings (BMP format) 2018</p> <p><i>not exhibited</i></p>	
025	<p><b>The Basic Formal Units (Machón)</b> Acrylic reverse painting on glass with wall mounted fixtures. 16 panels, each: 27.9 x 27.9 cm 2018</p> <p><i>not exhibited</i></p>	








026	<p><b>The Primary Line Formations</b>          Preparatory drawing for multi-panel wall installation; acrylic on paper collage with graphite. 42 x 29.7 cm (A3 landscape), 2018  <i>exhibited in 'Scribble and the Structures of Depiction' (2021)</i></p>	
026a	<p><b>The Heraldic Ordinaries – 1</b>          Fine liner and graphite on paper, 21 x 29.7 cm (A4 portrait), 2019  <i>exhibited in 'Scribble and the Structures of Depiction' (2021)</i></p>	
026b	<p><b>The Heraldic Ordinaries – 2</b>          Fine liner and graphite on paper, 21 x 29.7 cm (A4 portrait), 2019  <i>exhibited in 'Scribble and the Structures of Depiction' (2021)</i></p>	
026c	<p><b>The Heraldic Ordinaries – 3</b>          Fine liner and graphite on paper, 21 x 29.7 cm (A4 portrait), 2019  <i>exhibited in 'Scribble and the Structures of Depiction' (2021)</i></p>	
026d	<p><b>The Heraldic Ordinaries – 4</b>          Fine liner and graphite on paper, 21 x 29.7 cm (A4 portrait), 2019  <i>exhibited in 'Scribble and the Structures of Depiction' (2021)</i></p>	
026e	<p><b>The Heraldic Ordinaries – 5</b>          Fine liner and graphite on paper, 21 x 29.7 cm (A4 portrait), 2019  <i>exhibited in 'Scribble and the Structures of Depiction' (2021)</i></p>	
026f	<p><b>Heraldic Field Divisions – 1</b>          Fine liner and graphite on paper, 21 x 29.7 cm (A4 portrait), 2019  <i>exhibited in 'Scribble and the Structures of Depiction' (2021)</i></p>	








026g	<p><b>Heraldic Field Divisions – 2</b>          Fine liner and graphite on paper, 21 x 29.7 cm (A4 portrait), 2019  <i>exhibited in 'Scribble and the Structures of Depiction' (2021)</i></p>	
026h	<p><b>Heraldic Field Divisions – 3</b>          Fine liner and graphite on paper, 21 x 29.7 cm (A4 portrait), 2019  <i>exhibited in 'Scribble and the Structures of Depiction' (2021)</i></p>	
027	<p><b>The Primary Forms</b>          Preparatory drawing for multi-panel wall installation; acrylic on paper collage with graphite. 29.7 x 21 cm (A4 landscape), 2019  <i>exhibited in 'Scribble and the Structures of Depiction' (2021)</i></p>	
028	<p><b>The Basic Scribbles</b>          Preparatory drawing for multi-panel wall installation; acrylic on paper collage with graphite. 42 x 29.7 cm (A3 portrait), 2019  <i>exhibited in 'Scribble and the Structures of Depiction' (2021)</i></p>	
029	<p><b>'Full Block'</b>          Acrylic on canvas, 21 x 15 x 1.5cm          2020  <i>exhibited in 'Scribble and the Structures of Depiction' (2021)</i></p>	
030	<p><b>'Ampersand'</b>          Acrylic on canvas, 21 x 15 x 1.5cm          2020  <i>exhibited in 'Scribble and the Structures of Depiction' (2021)</i></p>	
031	<p><b>Twelve Diagrams showing the Construction of Heraldic Ordinaries</b>  <b>After John Ruskin:</b>  <b>(Ashmolean WA.RS.RUD.007)</b>          Fine liner and graphite on paper mounted on board, 32 x 22 cm          2019-20  <i>exhibited in 'Scribble and the Structures of Depiction' (2021)</i></p>	

















<p>031a</p>	<p><b>The Heraldic Ordinaries (objects upon a field)</b>          Inkjet print on archival paper mounted on card with graphite, 21 x 29.7 cm (A4 landscape), 2020</p> <p><i>exhibited in 'Making Findings' (2020)</i></p>	
<p>031b</p>	<p><b>Heraldic Field Divisions</b>          Inkjet print on archival paper mounted on card with graphite, 21 x 29.7 cm (A4 landscape), 2020</p> <p><i>exhibited in 'Making Findings' (2020)</i></p>	
<p>032</p>	<p><b>5 x 7 Dot Matrix Character Set</b>          Inkjet print on archival coloured paper mounted on card with acrylic and graphite, 21 x 29.7 cm (A4 landscape) 2020 <i>exhibited in 'Making Findings' (2020) and 'Scribble and the Structures of Depiction' (2021)</i></p>	
<p>033 - 046</p>	<p><b>Field Notes (Multi-segment Alphanumeric Displays)</b>          14 inkjet prints on coated paper mounted on card with acrylic. Each panel: 9.7 x 7cm 2020 <i>exhibited in 'Making Findings' (2020) and 'Scribble and the Structures of Depiction' (2021)</i></p>	
<p>047</p>	<p><b>7- 14- &amp; 16-segment Alphanumeric Character Sets (ASCII)</b>          Inkjet print on archival coloured paper mounted on card with acrylic and graphite, 29.7 x 21 cm (A4 portrait), 2020 <i>exhibited in 'Making Findings' (2020) and 'Scribble and the Structures of Depiction' (2021)</i></p>	
<p>048</p>	<p><b>'Asterisk'</b>          Acrylic on canvas, 21 x 15 x 1.5cm 2020</p> <p><i>exhibited in 'Scribble and the Structures of Depiction' (2021)</i></p>	
<p>049</p>	<p><b>'Zero'</b>          Acrylic on canvas, 21 x 15 x 1.5cm 2020</p> <p><i>exhibited in 'Scribble and the Structures of Depiction' (2021)</i></p>	








<p>050</p>	<p><b>'Question'</b> Acrylic on canvas, 21 x 15 x 1.5cm 2020</p> <p><i>exhibited in 'Scribble and the Structures of Depiction' (2021)</i></p>	
<p>051</p>	<p><b>'i'</b> Acrylic on canvas, 21 x 15 x 1.5cm 2020</p> <p><i>exhibited in 'Scribble and the Structures of Depiction' (2021)</i></p>	
<p>052</p>	<p><b>Cross, Kiss, Frame (modello)</b> Sgraffito into 'Black 3.0' acrylic over gold card collage mounted on black board, 23 x 21 cm, 2020</p> <p><i>exhibited in 'Scribble and the Structures of Depiction' (2021)</i></p>	
<p>053</p>	<p><b>Cross, Kiss, Frame (modello)</b> Second version. Sgraffito into 'Black 3.0' acrylic over gold card collage mounted on black board, 23 x 21 cm, 2020 – <i>exhibited in 'Scribble and the Structures of Depiction' (2021)</i></p>	
<p>054</p>	<p><b>Study for 'Cross, Kiss, Frame'</b> Sgraffito into 'Black 3.0' acrylic over gold card collage mounted on gold board, 6.5 x 17 cm, 2020</p> <p><i>not exhibited</i></p>	
<p>054a</p>	<p><b>'Making Findings'</b> Solo display at Hardwick Gallery, Crush Hall, Cheltenham 21 February – 15 May 2020</p>	
<p>055</p>	<p><b>'Dollar'</b> Acrylic on canvas, 21 x 15 x 1.5cm 2020</p> <p><i>exhibited in 'Scribble and the Structures of Depiction' (2021)</i></p>	








056	<p><b>'Quaver'</b> Acrylic on canvas, 21 x 15 x 1.5cm 2020</p> <p><i>exhibited in 'Scribble and the Structures of Depiction' (2021)</i></p>	
057	<p><b>'Ne'</b> Acrylic on canvas, 21 x 15 x 1.5cm 2020</p> <p><i>exhibited in 'Scribble and the Structures of Depiction' (2021)</i></p>	
058	<p><b>'Return'</b> Acrylic on canvas, 21 x 15 x 1.5cm 2020</p> <p><i>exhibited in 'Scribble and the Structures of Depiction' (2021)</i></p>	
059	<p><b>'Percent'</b> Acrylic on canvas, 21 x 15 x 1.5cm 2020</p> <p><i>exhibited in 'Scribble and the Structures of Depiction' (2021)</i></p>	
060	<p><b>'Not Equal'</b> Acrylic on canvas, 21 x 15 x 1.5cm 2020</p> <p><i>exhibited in 'Scribble and the Structures of Depiction' (2021)</i></p>	
061 a-c	<p><b>'Three Asterisks'</b> Acrylic on canvas triptych, each panel: 21 x 15 x 1.5cm 2020</p> <p><i>not exhibited</i></p>	
062	<p><b>'Section'</b> Acrylic on canvas, 21 x 15 x 1.5cm 2020</p> <p><i>exhibited in 'Scribble and the Structures of Depiction' (2021)</i></p>	

063	<p><b>'c with Cedilla'</b> Acrylic on canvas, 21 x 15 x 1.5cm 2020</p> <p><i>exhibited in 'Scribble and the Structures of Depiction' (2021)</i></p>	
064	<p><b>'Number'</b> Acrylic on canvas, 21 x 15 x 1.5cm 2020</p> <p><i>exhibited in 'Scribble and the Structures of Depiction' (2021)</i></p>	
065	<p><b>'At'</b> Acrylic on canvas, 21 x 15 x 1.5cm 2020</p> <p><i>exhibited in 'Scribble and the Structures of Depiction' (2021)</i></p>	
066	<p><b>'One'</b> Acrylic on canvas, 21 x 15 x 1.5cm 2020</p> <p><i>exhibited in 'Scribble and the Structures of Depiction' (2021)</i></p>	
067	<p><b>'Pi'</b> Acrylic on canvas, 21 x 15 x 1.5cm 2020</p> <p><i>exhibited in 'Scribble and the Structures of Depiction' (2021)</i></p>	
068	<p><b>'Black Hole'</b> Acrylic on paper, 12.4 x 17.8 cm 2020</p> <p><i>not exhibited</i></p>	
069	<p><b>'Eclipse'</b> Acrylic on paper, 12.4 x 17.8 cm 2020</p> <p><i>not exhibited</i></p>	








070	<p><b>'Abject/Rarefied'</b> Acrylic reverse painting on glass, 21 x 14.8 cm 2020</p> <p><i>exhibited in 'Scribble and the Structures of Depiction' (2021)</i></p>	
071 a & b	<p><b>Crescent and Mullet (Arc and Radial)</b> Acrylic on canvas diptych, each panel: 21 x 15 x 1.5cm 2020</p> <p><i>exhibited in 'Scribble and the Structures of Depiction' (2021)</i></p>	
072	<p><b>'Dagger'</b> Acrylic on canvas, 21 x 15 x 1.5cm 2020</p> <p><i>exhibited in 'Scribble and the Structures of Depiction' (2021)</i></p>	
073	<p><b>'Multiplication'</b> Acrylic on canvas, 21 x 15 x 1.5cm 2020</p> <p><i>exhibited in 'Scribble and the Structures of Depiction' (2021)</i></p>	
074	<p><b>'a with Acute'</b> Acrylic on canvas, 21 x 15 x 1.5cm 2020</p> <p><i>exhibited in 'Scribble and the Structures of Depiction' (2021)</i></p>	
075 a & b	<p><b>The Heraldic Tinctures: Or</b> Acrylic on canvas diptych, each panel: 21 x 15 x 1.5cm 2020</p> <p><i>exhibited in 'Scribble and the Structures of Depiction' (2021)</i></p>	
076	<p><b>'Black Circle'</b> Acrylic on canvas, 21 x 15 x 1.5cm 2020</p> <p><i>exhibited in 'Scribble and the Structures of Depiction' (2021)</i></p>	








077	<p><b>'A E'</b> Acrylic on canvas, 21 x 15 x 1.5cm 2020</p> <p><i>exhibited in 'Scribble and the Structures of Depiction' (2021)</i></p>	
078	<p><b>'O with Stroke'</b> Acrylic on canvas, 21 x 15 x 1.5cm 2020</p> <p><i>exhibited in 'Scribble and the Structures of Depiction' (2021)</i></p>	
079	<p><b>'Semicolon'</b> Acrylic on canvas, 21 x 15 x 1.5cm 2020</p> <p><i>exhibited in 'Scribble and the Structures of Depiction' (2021)</i></p>	
080	<p><b>'Pound'</b> Acrylic on canvas, 21 x 15 x 1.5cm 2020</p> <p><i>exhibited in 'Scribble and the Structures of Depiction' (2021)</i></p>	
081	<p><b>'I tell my loved ones how much I love them'</b> Acrylic on paper, 12.4 x 17.8 cm 2020</p> <p><i>not exhibited</i></p>	
082	<p><b>'K'</b> Acrylic on canvas, 21 x 15 x 1.5cm 2020</p> <p><i>exhibited in 'Scribble and the Structures of Depiction' (2021)</i></p>	
083	<p><b>'Yen'</b> Acrylic on canvas, 21 x 15 x 1.5cm 2020</p> <p><i>exhibited in 'Scribble and the Structures of Depiction' (2021)</i></p>	







084	<p><b>'Eight'</b> Acrylic on canvas, 21 x 15 x 1.5cm 2020</p> <p><i>exhibited in 'Scribble and the Structures of Depiction' (2021)</i></p>	
085	<p><b>'N'</b> Acrylic on canvas, 21 x 15 x 1.5cm 2020</p> <p><i>exhibited in 'Scribble and the Structures of Depiction' (2021)</i></p>	
086	<p><b>'White Diamond'</b> Acrylic on canvas, 21 x 15 x 1.5cm 2020</p> <p><i>exhibited in 'Scribble and the Structures of Depiction' (2021)</i></p>	
087	<p><b>'Left Double Quotation'</b> Acrylic on canvas, 21 x 15 x 1.5cm 2020</p> <p><i>exhibited in 'Scribble and the Structures of Depiction' (2021)</i></p>	
088	<p><b>'T'</b> Acrylic on canvas, 21 x 15 x 1.5cm 2020</p> <p><i>exhibited in 'Scribble and the Structures of Depiction' (2021)</i></p>	
089	<p><b>'A with Ring Above'</b> Acrylic on canvas, 21 x 15 x 1.5cm 2020</p> <p><i>exhibited in 'Scribble and the Structures of Depiction' (2021)</i></p>	
090	<p><b>'Ho'</b> Acrylic on canvas, 21 x 15 x 1.5cm 2020</p> <p><i>exhibited in 'Scribble and the Structures of Depiction' (2021)</i></p>	

091	<p><b>'Sigma'</b> Acrylic on canvas, 21 x 15 x 1.5cm 2020</p> <p><i>exhibited in 'Scribble and the Structures of Depiction' (2021)</i></p>	
092	<p><b>Study for 'Code and Image'</b> Inkjet print on archival yellow and white paper mounted on card with graphite, 42 x 29.7 cm (A3 portrait) 2020</p> <p><i>exhibited in 'Scribble and the Structures of Depiction' (2021)</i></p>	
093	<p><b>8 new panels for The Formal Units</b> Acrylic reverse painting on glass with wall mounted fixtures. 8 panels, each: 27.9 x 27.9 cm, 2020</p> <p><i>exhibited in 'Scribble and the Structures of Depiction' (2021)</i></p>	
094	<p><b>Study for 'Equivalents'</b> Acrylic on archival coloured paper, 18 panels, each: 14.8 x 10.5 cm (A6 portrait), 2020</p> <p><i>exhibited in 'Scribble and the Structures of Depiction' (2021)</i></p>	
095	<p><b>'Three Lines (i)'</b> Acrylic marker on archival coloured paper, 14.8 x 10.5 cm (A6 portrait) 2020</p> <p><i>exhibited in 'Scribble and the Structures of Depiction' (2021)</i></p>	
096	<p><b>Three Lines (ii)</b> Acrylic marker on twinwall polypropylene, 41 x 50 cm 2020</p> <p><i>exhibited in 'Scribble and the Structures of Depiction' (2021)</i></p>	
097	<p><b>Three Lines (iii)</b> Acrylic marker on twinwall polypropylene, n x n cm 2020</p> <p><i>exhibited in 'Scribble and the Structures of Depiction' (2021)</i></p>	



<p>098</p>	<p><b>Three Lines (iv)</b> Acrylic marker on black paper, 14.8 x 21 cm (A5 landscape) 2020</p> <p><i>exhibited in 'Scribble and the Structures of Depiction' (2021)</i></p>	
<p>099 (1-4)</p>	<p><b>Four Ordinaries (Annulet; Saltire; Cross; Orle)</b> Acrylic on canvas polyptych (4 panels), each panel: 21 x 15 x 1.5cm, overall: 45 x 32 x 1.5cm, 2020</p> <p><i>exhibited in 'Scribble and the Structures of Depiction' (2021)</i></p>	
<p>100 (1-5)</p>	<p><b>The Heraldic Tinctures: Gules</b> Acrylic on canvas polyptych (5 panels), each panel: 21 x 15 x 1.5cm, overall: 21 x 85 x 1.5cm, 2020</p> <p><i>exhibited in 'Scribble and the Structures of Depiction' (2021)</i></p>	
<p>101 (1-4)</p>	<p><b>The Heraldic Tinctures: Vert</b> Acrylic on canvas polyptych (4 panels), each panel: 21 x 15 x 1.5cm, overall: 21 x 67.5 x 1.5cm, 2020</p> <p><i>exhibited in 'Scribble and the Structures of Depiction' (2021)</i></p>	
<p>102 (1-6)</p>	<p><b>The Heraldic Tinctures: Argent</b> Acrylic on canvas polyptych (6 panels), each panel: 21 x 15 x 1.5cm, overall: 21 x 102.5 x 1.5cm, 2020</p> <p><i>exhibited in 'Scribble and the Structures of Depiction' (2021)</i></p>	
<p>103 (1-5)</p>	<p><b>The Heraldic Tinctures: Azure</b> Acrylic on canvas polyptych (5 panels), each panel: 21 x 15 x 1.5cm, overall: 21 x 67.5 x 1.5cm, 2020</p> <p><i>exhibited in 'Scribble and the Structures of Depiction' (2021)</i></p>	
<p>104 (1-5)</p>	<p><b>The Heraldic Tinctures: Sable</b> Acrylic on canvas polyptych (5 panels), each panel: 21 x 15 x 1.5cm, overall: 21 x 67.5 x 1.5cm, 2020</p> <p><i>exhibited in 'Scribble and the Structures of Depiction' (2021)</i></p>	

<p>105 (1-36)</p>	<p><b>Code and Image (Travellers in a Breeze) – selection shown</b> Acrylic on 36 canvas panels mounted on painted wall, overall dimensions: 430 x 520 cm, 2020 <i>exhibited in 'Scribble and the Structures of Depiction' (2021)</i></p>	
<p>106 (1-5)</p>	<p><b>The Heraldic Tinctures: Tenné</b> Acrylic on canvas polyptych (5 panels), each panel: 21 x 15 x 1.5cm, overall: 21 x 67.5 x 1.5cm, 2021 <i>exhibited in 'Scribble and the Structures of Depiction' (2021)</i></p>	
<p>107 (1-32)</p>	<p><b>The Heraldic Tinctures</b> installation of 32 wall-mounted acrylic on canvas panels. Overall dimensions: 173.5 x 102.5 x 1.5 cm, 2021 <i>exhibited in 'Scribble and the Structures of Depiction' (2021)</i></p>	
<p>108 (1-9)</p>	<p><b>Roundels in Tincture</b> Acrylic on canvas polyptych (9 panels), each panel: 61 x 45.7 cm (24 x 18 in), overall: 213 x 168 cm (84 x 66in) 2021 <i>exhibited in 'Scribble and the Structures of Depiction' (2021)</i></p>	
<p>109 (1-9)</p>	<p><b>Roundels in Tincture (Miniature)</b> Acrylic on canvas polyptych (9 panels), each panel: 21 x 15 x 1.5 cm, overall: 77 x 59 x 1.5 cm, 2021 <i>not exhibited</i></p>	
<p>110</p>	<p><b>Sleeper's Wake: Hypnopompical Entoptic Diary</b> Inkjet print on laminated plastic panel, 34 x 50 cm, 2021 <i>exhibited in 'Scribble and the Structures of Depiction' (2021)</i></p>	
<p>111</p>	<p><b>The Primary Line Formations</b> 41 reverse acrylic painted glass panels with wall mounted fixings; overall: 173.2 x 229 x 6.8 cm, 2021 <i>exhibited in 'Scribble and the Structures of Depiction' (2021)</i></p>	

112	<p><b>Two Very Rare Configurations</b> Acrylic and enamel reverse painting on glass diptych, each panel: 41 x 41 cm 2021 <i>exhibited in 'Scribble and the Structures of Depiction' (2021)</i></p>	
113	<p><b>The Basic Scribbles</b> 29 reverse acrylic painted glass panels with wall mounted fixings; overall: 205.7 x 297.1 x 7.2 cm, 2021 <i>exhibited in 'Scribble and the Structures of Depiction' (2021)</i></p>	
114	<p><b>The Formal Units</b> 18 reverse acrylic painted glass panels with wall mounted fixings; overall: 86 x 188 x 12 cm, 2021 <i>exhibited in 'Scribble and the Structures of Depiction' (2021)</i></p>	
115	<p><b>The Most Basic Formal Units</b> Acrylic and enamel reverse painting on glass, 41 x 41 cm 2021 <i>exhibited in 'Scribble and the Structures of Depiction' (2021)</i></p>	
116	<p><b>Dirty Hands</b> Acrylic reverse painting on glass, 27.9 x 27.9 cm 2021 <i>exhibited in 'Scribble and the Structures of Depiction' (2021)</i></p>	
117	<p><b>Scribble and the Structures of Depiction</b> Final solo exhibition at Hardwick Gallery, Cheltenham, 29 November – 5 December 2021</p>	 <p>Jonathan Parsons Scribble and the Structures of Depiction 29 November – 5 December 2021 Launch event: Thursday 2 December 17:00-19:00</p> <p>hardwick gallery</p>

### Section 3: Supplementary Documentation

The practice research for this PhD was exhibited in 3 different presentations: the final exhibition *Scribbles and the Structures of Depiction* (2021), the archive display *Making Findings* (2020) and the research residency *Scribbles, Diagrams + Combines* (2017). The following pages contain supplementary documentation of these presentations. Additionally, online archives for them can be accessed by following the links below.

<http://hardwickgallery.org/exhibitions/making-findings/>  
<http://jonathanparsons.com/Exhibitions/Pages/Scribbles, Diagrams + Combines.html>


## Posters and website publicity



### hardwick gallery

Search

home exhibitions events news info research projects



21/02/2020 - 15/05/2020

#### MAKING FINDINGS

Jonathan Parsons  
Mon-Fri, 10am-4pm  
Crush Hall Cabinets, FCH Campus (outside TC001)  
FREE

Jonathan Parsons

#### MAKING FINDINGS

Friday 21 February – Friday 15 May 2020

Crush Hall Cabinets, FCH Campus, Swindon Rd, Cheltenham

This display presents a series of works based on the preliminary findings of my PhD research project 'Scribble and the Structures of Depiction', which explores relationships between patterns of spontaneous gestural mark making and designed pictorial

@hardwickgallery

+follow +tweet

Unfortunately we've had to cancel Panicattack Duo's performance event on Monday 16 March due to



## Jonathan Parsons Scribble and the Structures of Depiction

29 November – 5 December 2021

Launch event: Thursday 2 December  
17:00-19:00

UNIVERSITY OF GLOUCESTERSHIRE  
hardwick gallery

## Details of exhibited works and gallery floor plans

### Scribbles, Diagrams + Combines

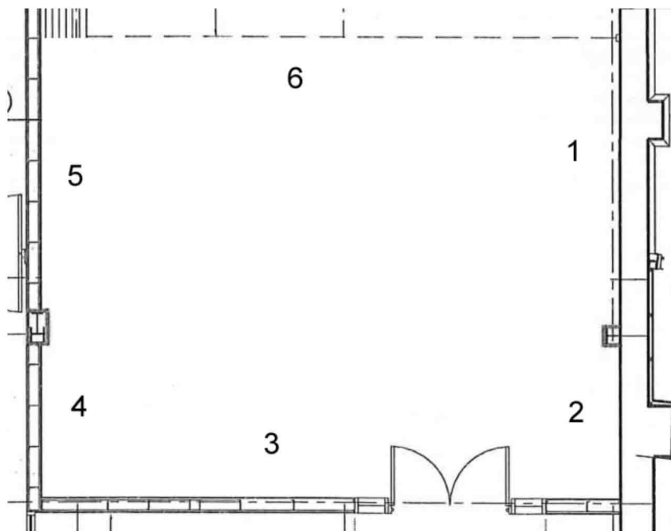
20 November – 5 December 2017

This exhibition presents a group of new works by Jonathan Parsons produced in situ during a research residency at the gallery. He has created test pieces derived from data relating to his current PhD studies at the University of Gloucestershire. His proposed research project is entitled: 'Scribble and the structures of depiction: exploring relationships between spontaneous gestural patterns and designed pictorial schemes within the context of the rectangle'.

On show are a suite of new modular and serial works that explore various methods of production and display. They include experimental object-based installations and wall drawings showing typologies of basic scribble forms, their combinations and their placement patterns. The works also explore typologies of the rectangle and of colour naming systems.

#### List of works

1. **The Basic Scribbles S1-S20**  
acrylic on glass with painted wood wall fixings; each panel: 20 x 20cm
2. **A Simple Typology of the Rectangle**  
cut and polished acrylic sheet  
three panels: 20 x 30 x 0.2 cm, 34.8 x 17.4 x 0.2cm, 24.4 x 24.4 x 0.2 cm
3. **The Placement Patterns P1-P17**  
acrylic on PVC sheet with plastic wall fixings; each panel 10.5 x 14.85 cm (A5)
4. **Typologies of Colour Names**  
inkjet print on paper; 59.4 x 84.1 cm
5. **The Diagrams D1-D6**  
acrylic on glass with painted birch ply wall fixings; each panel: 30 x 30cm
6. **Thirty-six Possible Combines (Rhoda Kellogg)**  
wall painting: vinyl emulsion and acrylic on wall; overall image size: 205 x 205 cm



Crush Hall display:

**'Making Findings' – Jonathan Parsons**

21 February – 15 May 2020

This display presents a series of works based on the preliminary findings of my PhD research project 'Scribble and the Structures of Depiction', which explores relationships between patterns of spontaneous gestural mark making and designed pictorial schemes in the context of the rectangle. Shown here are sketchbook pages, test pieces, samples of materials and techniques and fully realised plans for multi part installation pieces, which are currently in progress in the studio. All of these are part of my physical practice research, which has been developed as a method of addressing my specific research questions and which parallels and complements my written academic work. My study is concerned with the very beginnings of the developmental process of drawing and how the elementary patterns that originate there are related to fundamentally simple pictorial designs produced by adults – specifically alphanumeric displays and heraldic partitions – that are nonetheless capable of producing highly complex significations. This research developed from my established art practice, which investigates seeing, pattern recognition and the legibility and meaning of mark making, notation, letterforms, glyphs and visual communication designs. My research questions are:

1. What are the typologies of scribble pattern and designed schemes of pictorial structure occurring in alphanumeric displays and heraldic partitions?
2. What are the relationships between typologies of scribble pattern and the specified designed schemes of pictorial structure in the context of the rectangle?
3. Which methodologies can be developed for analysing, understanding and demonstrating those relationships using multiple methods of art practice, exhibition production, curation and writing?

**Items on display**

Practice-research Cat. No. 001:

**Test piece: 'D6'**

Reverse painting: acrylic on glass, 100 x 150 x 2 mm.  
2017

Practice-research Cat. No. 025:

**Six panels from: The Basic Formal Units (Machón)**

Reverse painting: acrylic on glass. Each panel: 27.9 x 27.9 cm  
2018

Practice-research Cat. No. 026:

**The Primary Line Formations**

Preparatory drawing for multi-panel wall installation; acrylic on paper collage with graphite. 42 x 29.7 cm (A3 portrait)  
2018

**Copy of: The Primary Line Formations: sketch plan for a revised layout**  
(A4 landscape)

Practice-research Cat. No. 027:

**Copy of: The Primary Forms**

Preparatory drawing for multi-panel wall installation; acrylic on paper collage with graphite. 29.7 x 21 cm (A4 landscape)  
2019

Practice-research Cat. No. 028:

**The Basic Scribbles**

Preparatory drawing for multi-panel wall installation; acrylic on paper collage with graphite. 42 x 29.7 cm (A3 portrait)  
2019

Practice-research Cat. No. 029:

**Test Piece: 'Full Block'**

Acrylic on canvas, 21 x 15 x 1.5cm  
2020

Practice-research Cat. No. 030:

**Test Piece: 'Ampersand'**

Acrylic on canvas, 21 x 15 x 1.5cm  
2020

Practice-research Cat. No. 031:

**Twelve Diagrams showing the Construction of Heraldic Ordinaries**

**After John Ruskin: (Ashmolean WA.RS.RUD.007)**

Fine liner and pencil on paper mounted on board, 32 x 22 cm  
2019-20

Practice-research Cat. No. 032:

**5 x 7 Dot Matrix Character Set**

Inkjet print on archival coloured paper mounted on card with acrylic and graphite. 21 x 29.7 cm (A4 landscape)  
2020

Practice-research Cat. No. 033-46:

**Test Piece: Multi-segment Alphanumeric Displays (Field Notes)**

14 inkjet prints on coated paper mounted on card with acrylic. Each panel: 9.7 x 7cm  
2020

Practice-research Cat. No. 047:

**7- 14- & 16-segment Alphanumeric Character Sets (ASCII)**

Inkjet print on archival coloured paper mounted on card with acrylic and graphite. 29.7 x 21 cm (A4 portrait)  
2020

Practice-research Cat. No. 048:

**Test Piece: 'Asterisk'**

Acrylic on canvas, 21 x 15 x 1.5cm  
2020

Practice-research Cat. No. 049:

**Test Piece: 'Zero'**

Acrylic on canvas, 21 x 15 x 1.5cm  
2020

Practice-research Cat. No. 050:

**Test Piece: 'Question'**

Acrylic on canvas, 21 x 15 x 1.5cm  
2020

Practice-research Cat. No. 051:

**Test Piece: 'I'**

Acrylic on canvas, 21 x 15 x 1.5cm  
2020

Practice-research Cat. No. 052:

**Cross, Kiss, Frame (modello)**

Second version. Sgraffito into 'Black 3.0' acrylic over gold card collage mounted on black board, 23 x 21 cm  
2020

**Chart showing drawings of the principal Heraldic Ordinaries (objects upon a field)**

**Chart showing drawings of principal Heraldic Field Divisions**

**Copies of various sketchbook pages**

## Scribble and the Structures of Depiction

29 November – 5 December 2021

This exhibition presents a group of new works by Jonathan Parsons that are the culmination of almost five years of practice-based PhD research at the University of Gloucestershire. His project examines the linear structures found in the earliest developmental stages of children's drawings and their relationships to the simplest visual communication designs produced by adults. The exhibition presents a series of painted and constructed installations showing various typologies of the most basic scribble forms along with visual material derived from structures commonly found in heraldry and alphanumeric displays.

All the works explore particular – and sometimes unexpected – ways of applying coloured materials to various surfaces. These include non-gestural offset impasto 'blobs' of paint on canvas, controlled sgraffito on metallic panels and reverse glass paintings made using the technique of Zen calligraphy. The exhibition also includes displays 'from the studio wall', which bring together a variety of materials from the artist's archive of physical practice research. These include notes, sketches, finished drawings and paintings, tables of data, comparative analyses, material test pieces and plans for final installations.

### List of works

- 1. The Primary Line Formations (2021)**  
41 reverse painted glass panels with wall mounted fixings; overall: 173.2 x 229 x 6.8 cm
- 2. Practice research archive – 1 (2017-21)**  
Including: literature review of heraldry; heraldic drawings and plans; the proportions of the shield; 'Crescent and Mullet'; silverpoint drawings of Mullet, Etoile and Roundel; posters showing the simple geometrical charges, field divisions and partition lines; 'Abject /Rarefied' (hand prints).
- 3. The Formal Units (2021)**  
18 reverse painted glass panels with wall mounted fixings; overall: 86 x 188 x 12 cm
- 4. Practice research archive – 2 (2017-21)**  
Including: literature review and field drawings of alphanumeric displays; installation plans; character sets; comparative morphology of all the studied phenomena; material test pieces; painting templates; etymologies of the heraldic tinctures and roundel names; top left: 'Sleepers Wake: Hypnopomical Entoptic Diary' (2021); middle left: 'The Most Basic Line Formations' (2021).
- 5. Cross, Kiss, Frame (modello) – versions 1 and 2 (both 2020)**  
both: sgraffito into 'Black 3.0' acrylic over gold card collage mounted on black board
- 6. The Heraldic Tinctures (2021)**  
32 wall-mounted acrylic on canvas panels; overall: 173.5 x 102.5 x 1.5 cm.
- 7. Code and Image (Travellers in a Breeze) (2020-21)**  
Acrylic on 36 canvas panels mounted on painted wall, overall dimensions: 300 x 530 cm
- 8. Roundels in Tincture (2020-21)**  
Acrylic on canvas polyptych; overall: 213 x 168 cm
- 9. The Basic Scribbles (2021)**  
29 reverse painted glass panels with wall mounted fixings; overall: 205.7 x 297.1 x 7.2 cm
- 10. Practice research archive – 3 (2017-21)**  
Including: literature review of typologies of children's scribbling; correlational analysis of scribble typologies; my correlated typologies of scribbles and formal units; installation plans; children's ideographic 'equivalents'; on shelves: 'Two Very Rare Configurations' (2021); mirror writing templates; canvases: 'Four Ordinaries (2020)'; work from my research residency at the gallery in 2017.

