



UNIVERSITY OF  
GLOUCESTERSHIRE

This is a peer-reviewed, post-print (final draft post-refereeing) version of the following published document and is licensed under Creative Commons: Attribution-Noncommercial-No Derivative Works 4.0 license:

**Hunnikin, Laura M., Wells, Aimee E., Ash, Daniel P. ORCID: 0000-0002-7486-2127 and van Goozen, Stephanie H. M. (2022) Can facial emotion recognition be rapidly improved in children with disruptive behavior? A targeted and preventative early intervention study. *Development and Psychopathology*, 34 (1). pp. 85-93. doi:10.1017/S0954579420001091**

Official URL: <https://doi.org/10.1017/S0954579420001091>  
DOI: <http://dx.doi.org/10.1017/S0954579420001091>  
EPrint URI: <https://eprints.glos.ac.uk/id/eprint/10324>

#### **Disclaimer**

The University of Gloucestershire has obtained warranties from all depositors as to their title in the material deposited and as to their right to deposit such material.

The University of Gloucestershire makes no representation or warranties of commercial utility, title, or fitness for a particular purpose or any other warranty, express or implied in respect of any material deposited.

The University of Gloucestershire makes no representation that the use of the materials will not infringe any patent, copyright, trademark or other property or proprietary rights.

The University of Gloucestershire accepts no liability for any infringement of intellectual property rights in any material deposited but will remove such material from public view pending investigation in the event of an allegation of any such infringement.

PLEASE SCROLL DOWN FOR TEXT.

# **Can facial emotion recognition be rapidly improved in children with disruptive behavior? A targeted and preventative early intervention study**

Laura M. Hunnikin<sup>1</sup>, PhD, Amy E. Wells<sup>1</sup>, PhD, Daniel P. Ash<sup>3</sup>, Stephanie H. M. van Goozen<sup>1,2</sup>, PhD

<sup>1</sup> School of Psychology, Cardiff University, Wales, UK.

<sup>2</sup> Department of Clinical Child and Adolescent Studies, Leiden University, NL.

<sup>3</sup> Department of Criminology and Criminal Justice, University of Northampton, UK.

**Correspondence to:** Professor Stephanie H. M. van Goozen, Tel: +44 (0) 2920 874630.

Email: [vangoozens@cardiff.ac.uk](mailto:vangoozens@cardiff.ac.uk)

**Funding:** This work was supported by an Economic and Social Research Council studentship (awarded to AEW) and an ESRC Impact Acceleration grant (514845 awarded to SHMvG).

**Declaration of Interest:** The funding sources had no role in the study design, collection, analysis or interpretation of data, the writing of the article or decision to submit the article for publication. The authors declare no other conflicts of interest.

### Abstract

An impairment in recognizing distress is implicated in the development and severity of antisocial behavior. It has been hypothesized that a lack of attention to the eyes plays a role but supporting evidence is limited. We developed a computerized training to improve emotion recognition in children and examined the role of eye gaze before and after training. Children referred into an intervention program to prevent antisocial outcomes completed an emotion recognition task with concurrent eye tracking. Those with emotion recognition impairments ( $n = 54$ , mean age: 8.72 years, 78% male) completed the training, while others ( $n = 38$ , mean age: 8.95 years, 84% male) continued with their usual interventions. Emotion recognition and eye gaze were reassessed in all children 8 weeks later.

Impaired negative emotion recognition was significantly related to severity of behavioral problems at pre-test. Children who completed the training significantly improved in emotion recognition; eye gaze did not contribute to impairment or improvement in emotion recognition.

This study confirms the role of emotion recognition in severity of disruptive behavior and shows that a targeted intervention can quickly improve emotion impairments. The training works by improving children's ability to appraise emotional stimuli rather than by influencing their visual attention.

**Key Words:** Emotion recognition; Eye gaze; Disruptive behaviour; Early intervention, Peer problems.

## Introduction

For some children, displaying disruptive behavior in childhood can lead to persistent and increasingly negative outcomes in adulthood (Odgers et al., 2008). Early disruptive behavior is related not only to future criminal behavior, but also to other negative outcomes such as substance abuse and psychiatric illness (Fombonne et al., 2001). However, not all children who exhibit disruptive behavior mature into adult offenders (Odgers et al., 2007) and there might be individual or environmental factors that influence remission of disruptive behavior symptoms. One individual factor is difficulty in emotion recognition (Marsh & Blair, 2008). Interventions that target emotion recognition may help to deflect an individual from an antisocial developmental trajectory. The current paper reports on the efficacy of a computerized intervention that aims to improve emotion recognition.

The Research Domain Criteria (RDoC; National Institute of Mental Health; Insel et al., 2010) approach advocates the need to study transdiagnostic processes underlying mental health problems, and promotes the development of interventions based on core mechanisms. Emotion recognition problems are a common precursor of adult psychopathology (Copeland, Shanahan, Costello, & Angold, 2009). Being able to detect, process and respond appropriately to the emotions of others is crucial for normal social interaction and helps to initiate and maintain healthy social relationships (Izard et al., 2001). Aptitude in emotion recognition helps to initiate and maintain healthy social relationships; individuals who are proficient in emotion recognition are more socially competent and function more effectively in social situations (Izard et al., 2001); they are also more popular and rated by others as more socially skilled (Edwards, Manstead, & MacDonald, 1984). Distress cues, such as facial expressions of fear or sadness, are social reinforcers that condition individuals to avoid engaging in distress-causing behavior (Marsh & Blair, 2008); a failure to understand or interpret distress cues will almost certainly compromise the

## Improving emotion recognition in children

development of socially appropriate behavior (Fairchild, van Goozen, Calder, Stollery, & Goodyer, 2009).

Emotion recognition problems are prominent in antisocial populations, including in both adults and children (Marsh & Blair, 2008). On average, such individuals have difficulty in recognizing negative emotions, particularly fear and sadness, from others' facial expressions, while the recognition of happiness is relatively unimpaired (Bowen, Morgan, Moore, & van Goozen, 2014; Dawel, O'Kearney, McKone, Palermo, & O'Kearney, 2012; Fairchild et al., 2009). However, there is considerable individual variability in emotion recognition ability (Eugène et al., 2003), in part due to the wide range of responses that emotional stimuli evoke (Hamann & Canli, 2004).

A potential explanation for emotion recognition impairments is that these are caused by reduced gaze towards the eye region, another transdiagnostic process (Dadds et al., 2006). However, recent evidence has cast doubt on this (Airdrie, Langley, Thapar, & van Goozen, 2018; Martin-Key, Graf, Adams, & Fairchild, 2017; van Zonneveld, Platje, de Sonnevile, van Goozen, & Swaab, 2017), finding no evidence of an impairment in attention to the eyes in children or adolescents with externalizing behavioral problems. This evidence prompts the need for further investigation into the role of eye gaze in emotion recognition impairments.

Given the importance in psychopathology of the ability to recognize the emotions of others, interventions to address emotion recognition impairments can play an important role. Penton-Voak and colleagues (Penton-Voak et al., 2013) completed a computerized program with juveniles with histories of frequent aggressive behavior and/or criminal records. They aimed to modify the hostility bias, which is a tendency to interpret benign or neutral information as hostile. The program modified automatic tendencies to interpret ambiguous expressions as anger by adjusting the balancing point of when an ambiguous face is classified as angry versus happy. They were successful in reducing a hostility bias in

## Improving emotion recognition in children

aggressive youths and recorded a decrease in independently rated aggressive behavior two weeks later. However, their study focused only on anger, whereas the emotions that are most commonly impaired are fear and sadness (Marsh & Blair, 2008). Dadds, Cauchi, Wimalaweera, Hawes, and Brennan (2012) completed the MindReading intervention with clinic-referred children and adolescents. This involved daily parent-child interactional exercises and therapist sessions with the computerized MindReading program. They found that children with callous-unemotional (CU) traits showed improvements in conduct problems, as rated by their mothers, following the program. However, there was no improvement in emotion recognition, so it remains unclear what led to the improvements in conduct problems. Hubble, Bowen, Moore, and van Goozen (2015) examined the influence of emotion recognition training on objective crime data. They used a computerized program to direct attention to relevant facial features in three sessions. They found that juvenile offenders' ability to recognize negative emotions significantly improved following a short but intensive training. In addition, the severity of their criminal behavior significantly decreased in the six months following the training. However, this study was conducted with juveniles and we currently do not know the effect of emotion recognition training in children displaying disruptive behavior.

Although these studies suggest that emotion recognition training has beneficial effects, some issues still need to be addressed (Hunnikin & van Goozen, 2018). First, emotion recognition is a process that is likely to vary across individuals within diagnostic categories (Insel et al., 2010). Allocation to training should therefore be determined by evidence of impairment in this ability, as assessed in an emotion recognition task. If an individual does not present with impairments, then an intervention is likely to be unnecessary. A targeted intervention approach is likely to be more effective and represents a better use of time and financial resources (van Goozen & Fairchild, 2008; Wilkinson, Waller, & Viding, 2015). Second, no study to date has examined the role of eye gaze in

## Improving emotion recognition in children

emotion recognition training. Although eye gaze is thought to be a key process in emotion recognition because of the role that the eyes play in providing emotionally significant information (Jack, Blais, Caldara, Scheepers & Caldara, 2010), questions remain about the role of attention to the eye region, given recent evidence (Airdrie et al., 2018).

The current study aimed to address these outstanding issues. Children with disruptive behavior who were enrolled in an early intervention program to prevent antisocial and criminal outcomes completed an emotion recognition task with concurrent eye tracking. Only those who showed an impairment in emotion recognition completed the Cardiff Emotion Recognition Training (CERT; <https://emotionrecognition.cardiff.ac.uk/info/videos/>); those who did not have an emotion recognition impairment continued to receive their usual support. Emotion recognition and eye tracking assessments were repeated again with all children. The outcome measures were therefore emotion recognition scores for five emotions (happy, sad, fear, anger and neutral) and proportion of time spent looking at the eyes during emotion recognition tasks.

It is important to explain the rationale underlying the design of this study. Targeted interventions are likely to be more effective (van Goozen & Fairchild, 2008; Wilkinson et al., 2015) and not all individuals within a diagnostic category will show the same impairments (Insel et al., 2010). Therefore, we allocated children to receive the training based on evidence of emotion recognition impairments; if a child showed emotion recognition impairments, they received the intervention, and if they did not show an impairment, they were judged not to need the training. When analyzing the emotion recognition scores of the children who did not show an impairment, they were statistically comparable to a group of typically developing children (Hunnikin, 2018; Hunnikin, Wells, Ash, & van Goozen, 2019), with high mean accuracy scores ranging between 86% and 94%, thus not needing the intervention. An additional important aspect of this study is that all children who showed emotion recognition impairments received the CERT, instead of being randomly allocated to

## Improving emotion recognition in children

receive or not receive the CERT. Given that this was the first time the CERT was being used, it was important to assess the effectiveness of it in improving emotion recognition in a relatively large sample of children. If proven to be effective, a next step would be to randomly assign children with disruptive behavior and impairments in emotion recognition to receive or not receive the CERT. For now, the purpose of this study was to show that the CERT can improve emotion recognition and to examine the relationship between emotion recognition and eye gaze.

To show the importance of targeting the intervention to a child's needs, we hypothesized that emotion recognition would vary in children with disruptive behavior and would be related to the severity of disruptive behavioral problems. We also predicted that participation in the CERT would result in an improved emotion recognition, especially for negative and neutral facial expressions. Given the mixed evidence regarding the role of eye gaze in emotion recognition, we had no prediction concerning the relation between these variables, or how our measure of attention would be affected by the emotion training.

### **Method**

#### **Ethics Statement**

The study was approved by the Cardiff University School of Psychology Research Ethics Committee. Written informed consent was obtained from parents/guardians and teachers, and written informed assent was obtained from children.

#### **Participants**

Ninety-two children (74 male) between 7 and 11 years old ( $M = 8.8$  years,  $SD = 1.12$  years) from the Early Intervention Hub, a crime prevention program set up by Northamptonshire Police Force in the UK, were referred into the study. Children in the Hub were those deemed to be at risk for future antisocial and/or criminal behavior. Although the children had no formal clinical diagnosis, they showed considerable disruptive behavior and



## Improving emotion recognition in children

had been exposed to several risk factors associated with future criminal behavior (e.g., parental mental illness, domestic violence and/or family member in prison; Children's Commissioner for London England, 2018). Children were referred into the Hub through a multi-agency process, which included social workers, school officials and police officers (Hunnikin et al., 2019).

As part of the Hub, Police Community Support Officers (PCSOs) are assigned to primary (i.e., elementary) schools to work with the children and their families. The child's PCSO or Family Support Worker referred children into the current study. The child's teacher confirmed the child's behavioral status using the Strengths and Difficulties questionnaire (SDQ; Goodman, 1997). Eligible children scored  $\geq 3$  out of 10 for conduct or peer problems or  $\leq 5$  out of 10 for prosocial behavior. These scores are based on the SDQ scoring and represent 'slightly raised' conduct or peer problems and 'slightly lowered' prosocial behavior (Goodman, 1997). It is estimated that only 20% of the UK population would be classified as slightly raised/lowered or above/below on these subscales (Goodman & Goodman, 2011). In the current sample, 70% and 67% of children were classified as slightly raised or above for conduct or peer problems, respectively, whilst 67% were classified as slightly lowered/below for prosocial behavior. Twenty-three per cent of the sample met the criteria for one SDQ subscale, 50% met the criteria for two subscales and 27% met the criteria for three subscales. An exclusion criterion was an estimated IQ of less than 70. Fourteen children were excluded from the study based on the SDQ and IQ eligibility criterion. A further seven children were excluded because they did not complete a post-test assessment; this was typically due to the child being unavailable due to moving schools.

To ensure a targeted approach to intervention, children were classified by emotion recognition ability after completing an emotion recognition test. Those scoring less than or equal to 66.67% for the recognition of sadness, and/or fear, and/or anger were assigned to the 'disruptive behavior with emotion recognition impairments' group (DB+,  $n = 54$ , 59%),

and completed the CERT. The threshold for identifying an emotion recognition impairment represents 1.5 standard deviations below the average performance of a sample of typically developing children (Hunnikin et al., 2019). The remaining children were assigned to the 'disruptive behavior without emotion recognition impairments' group (DB-,  $n = 38$ , 41%); although they did not receive the CERT, they continued to receive their usual intervention support from the Hub.

## **Materials**

### ***Demographic and behavioral characteristics***

The two-subtest Wechsler Abbreviated Scale of Intelligence (WASI; Wechsler, 1999) provided an estimated IQ score. Socioeconomic status (SES) was estimated using the Office of National Statistics estimates of average household total weekly income based on each participant's postcode (Low = £0-£520; Middle = £521 - £670; High = £671+).

The SDQ is a 25-item questionnaire assessing problematic and prosocial behavior (Goodman, 1997). It is scored on a three-point scale (0, 1, 2), giving a sum of between 0 - 10 for each 5-item subscale, along with an overall total difficulties score (out of 40, after removal of prosocial subscale). A score between 19 and 40 for 'total difficulties' indicates an increased risk for developing a mental health disorder. For the purposes of this study, we focused on conduct, peer and total problems, together with prosocial behavior, given that these behaviors are most commonly associated with emotion recognition problems (Marsh & Blair, 2008). Teachers completed the SDQ before the children took part in the study and they were blind to the interventions received.

### ***Facial Emotion Recognition***

The Facial Emotion Recognition (FER; Bowen et al., 2014) measure consisted of 60 photographs of males and females of varying ethnicities and ages, including children, displaying four emotions (happiness, sadness, fear and anger) plus a neutral expression.

The photographs came from the Radboud Faces Database (Langner et al., 2010). Children viewed the faces on a laptop. For the first three seconds, the face was presented alone and then with the question ‘what emotion (if any) is this person showing?’ along with the five response options (see Figure 1). Children were asked to indicate their response on the computer by using the mouse to click the emotion label, selecting the appropriate key press (e.g., 1 – happy). Children could only choose one response option and there was no time limit to provide a response; they could change their response if the photograph was still displayed on the screen. The same stimuli were used in the pre- and post-tests and children received no feedback about their performance. Although the researchers were not blind to the child’s group allocation, they were not involved in the delivery of the CERT and children completed the recognition tasks without interacting with the researcher.

---

**INSERT FIGURE 1 HERE**

---

### ***Eye tracking***

For practical reasons relating to the availability of the eye tracker, eye tracking was only assessed in a subsample of children (DB-:  $n = 27$ ; DB+:  $n = 26$ ). This sub-sample consisted of children who were randomly allocated to one of the two researchers collecting the data for this study. A portable Tobii X2-60 compact eye tracker sampling at 60Hz with a screen resolution of 1920 x 1080 was used. Children were positioned 60-65cm away from the 15” laptop screen. Calibration quality was checked and repeated, if necessary. An I-VT fixation filter with a minimum fixation criterion of 60msec sampled average raw data of both eyes to produce information on eye position and duration. Eye-gaze validity was checked for all recordings using a sample rate percentage that gives an estimate of the quality of eye tracking by providing a percentage score of successfully recorded data. Where this could not be confirmed, individual recordings were further analyzed. Overall, the validity ranged from 60-99% (mean accuracy: 80%). Total fixation time to the eyes of the presented faces was recorded.

### ***Cardiff Emotion Recognition Training (CERT)***

The CERT is a computerized intervention designed to improve the identification of facial expressions of happiness, sadness, fear and anger (see Figure 2). The website for the CERT can be found here: <https://emotionrecognition.cardiff.ac.uk/index.php>. In addition to improving emotion recognition, the CERT aims to (a) improve the ability to understand when certain emotions are shown, (b) improve the understanding that someone can have more than one emotion in response to the same situation, and (c) provide an understanding of how it is appropriate to respond to someone displaying a certain emotion.

The CERT was created for the purpose of this study and has not been used previously. However, its design and content is based upon a previous training program (Neumann, Babbage, Zupan, & Willer, 2014) used by Hubble and colleagues (2015). Because Hubble et al.'s intervention was used with juveniles with a mean age of 16 years, the CERT was adapted to be suitable for use with young children. The changes involved photos, items, and activities suitable for younger children. This means that the CERT has not been used previously but is nevertheless based on previous research. The CERT was developed because the training used by Penton-Voak et al. (2013) only involves anger, whereas we know that other emotions are more commonly impaired, specifically fear and sadness (Marsh & Blair, 2008). Furthermore, the intervention used by Hubble et al. has been shown to improve emotion recognition, whereas the one by Dadds et al. (2012) did not improve emotion recognition.

The activities within the CERT direct attention to key facial features for each emotional expression and provide hints to assist with the interpretation of such features. Further details about the activities within the CERT can be found in the program manual, which can be accessed at <https://emotionrecognition.cardiff.ac.uk/info/>.

The training consists of three 30-minute sessions. The sessions become progressively harder due to a reduction in the intensity of the facial expressions and in the

number of hints given. Different target persons are used in order to expose children to a range of faces and varying levels of emotional displays. Target persons vary in gender, ethnicity and age and include children for the final training session.

---

**INSERT FIGURE 2 HERE**

---

### **Procedure**

The study was completed at the child's school, during school hours; children were removed from their lesson to participate in the study and all teachers agreed to this. In the pre-test session, children completed the FER with concurrent eye tracking. Scores on the FER task were generated and examined post-session to establish whether the child did or did not have emotion recognition impairment. The Family Support Worker or PCSO carried out the three CERT sessions with the children assigned to the DB+ group. In the post-test research session, children repeated the emotion recognition test (with concurrent eye tracking for a sub-sample) with the same researcher who completed the pre-test research session (see Figure 3).

Children in the DB- group also completed the pre- and post-test research sessions but did not receive the CERT; however, they continued to receive their usual intervention support from Family Support Workers or PCSOs.

---

**INSERT FIGURE 3 HERE**

---

### **Statistical analyses**

#### ***Demographic and behavioral variables.***

Differences in demographic and behavioral characteristics between groups were analyzed using t-tests for continuous variables and  $\chi^2$  tests for binary variables. To reduce the number of analyses, average percent correct scores were calculated for negative emotions and then correlated with the pre-test SDQ scores, using Spearman's correlations.

### ***Emotion Recognition***

Percent correct for each emotion in the FER task was calculated and entered into a three-way mixed ANOVA (within-subjects factors: emotion and time; between-subjects factor: group). Where follow-up tests were required, Bonferroni correction was applied. Effect sizes for ANOVAs were calculated as partial eta squared ( $\eta_p^2$ ).

### ***Eye gaze***

Tobii Studio was used to analyze eye gaze. Areas of interest (AOIs) were created around the eyes, mouth, face as a whole, and the entire screen for the emotion recognition task (see Figure 4). Whilst the other AOIs were created, the present analysis focuses on the eyes AOI because of the hypothesized importance of attention to the eyes in emotion recognition (Dadds et al., 2006). Percentage dwell time to the eyes was calculated by summing all fixations to the eyes divided by the total duration of time spent looking at the face. This reflects the percentage of time that the children spent looking specifically at the eyes when they were looking at the face. A three-way mixed ANOVA (within-subjects factors: emotion and time; between-subjects factor: group) was conducted and where follow-up tests were required, Bonferroni correction was applied. The relationship between negative emotion recognition and eye gaze at pre- and post-test was also assessed using Spearman correlations.

---

**INSERT FIGURE 4 HERE**

---

### ***Covariates***

Although the DB+ and DB- groups differed in IQ (see Table 1), IQ was not significantly correlated with negative emotion recognition at pre-test ( $r = .20$ ,  $n = 92$ ,  $p = .06$ ); nor did IQ predict negative emotion recognition at post-test,  $F(1, 91) = 2.996$ ,  $p = .087$ , adj.  $R^2 = .02$ . A hierarchical regression analysis showed that emotion recognition ability (FER scores) significantly predicted behavioral problems,  $\beta = -.334$ ,  $p < .001$ , when

controlling for IQ. IQ was therefore not controlled for in the three-way mixed ANOVAs reported below (but see footnote 1).

## Results

### Demographic and behavioral data

The majority of children in both groups were male (DB- 84% and DB+ 78%) and White British (DB- 68% and DB+ 78%). At pre-test, the two groups did not statistically differ in age, gender, SES, prosocial behavior, or conduct problems (see Table 1). However, children in the DB- group had a significantly higher IQ, and lower scores on the peer and total problems SDQ subscales than children in the DB+ group. There were no gender differences in emotion recognition accuracy,  $t(90) = -.41, p = .68$ .

---

INSERT TABLE 1 HERE

---

### Relationship between emotion recognition and disruptive behavior at pre-test

Spearman correlations were conducted to establish the role of emotion recognition in severity of disruptive behavior. Consistent with expectations, the recognition of negative emotions was significantly negatively correlated with total SDQ scores ( $r = -.30, n = 92, p = .003$ ), and SDQ peer problems ( $r = -.32, n = 91, p = .002$ ) in particular. Negative emotion recognition was not significantly correlated with SDQ conduct problems ( $p = .56$ ) at pre-test.

### Emotion Recognition

There was a statistically significant three-way interaction between time, emotion and group,  $F(3.49, 313.74) = 3.71, p = .008, \eta_p^2 = .04$ . The two-way interaction between time and emotion was statistically significant for the DB+ group only,  $F(3.23, 171.40) = 5.79, p = .001$ . Follow-up analyses showed that there was no significant improvement in happiness recognition for either the DB+ or DB- group (both  $ps > .05$ ). However, the DB+ group significantly improved in their recognition of sadness,  $F(1, 53) = 9.71, p = .003, \eta_p^2 = .16$ , fear,

## Improving emotion recognition in children

$F(1, 53) = 38.56, p < .001, \eta_p^2 = .42$ , anger,  $F(1, 53) = 37.96, p < .001, \eta_p^2 = .42$ , and neutral expressions,  $F(1, 53) = 19.75, p < .001, \eta_p^2 = .27$  (see Figure 5). In the DB- group, there was no significant change in emotion recognition across time for any emotion (all  $ps > .05$ ).<sup>1</sup>

Because FER scores were not normally distributed, we also run this analysis on transformed variables, after applying a reflect and square root transformation. The results were similar: the three-way interaction between time, emotion and group was significant,  $F(4, 360) = 2.94, p = .020, \eta_p^2 = .03$ , and the simple two-way interaction between time and emotion was significant for the DB+ group only,  $F(4, 212) = 6.32, p < .001$ .

---

**INSERT FIGURE 5 HERE**

---

To rule out the possibility that regression to the mean could account for these emotion recognition improvements, we also assessed group differences in FER change scores, controlling for pre-test FER scores. The mean difference score for the DB+ group was 12.9 (SD = 12.29) and for the DB- group it was -.0002 (SD = 5.73); an ANCOVA showed that the difference in difference scores between the groups, controlling for pre-test FER scores, was statistically significant,  $F(1, 89) = 5.81, p = .018, \eta_p^2 = .06$ . This suggests that the findings represent a true improvement in emotion recognition, rather than regression to the mean.

### **Eye gaze**

The percentage of time that the children spent looking at the eyes while looking at the face was assessed to understand whether eye gaze changed over time. A three-way

---

<sup>1</sup> In an ANCOVA including IQ as a covariate, the three-way interaction between time, emotion and group was still significant,  $F(3.49, 313.74) = 3.71, p = .008, \eta_p^2 = .04$ .



mixed ANOVA (within-subjects factors: emotion and time; between-subjects factor: group) was conducted. The relevant means are shown in Table 2. The interaction between group and time was not significant,  $F(1, 51) = .007, p = .93, \eta_p^2 < .001$ . There were no other significant interactions (all  $p$ 's  $> .05$ ). Although not hypothesized, we also analyzed whether there was a difference in time spent looking at the mouth, given that this formed part of the CERT training. There was no significant interaction between group and time when assessing dwell time to the mouth,  $F(1, 51) = .68, p = .412, \eta_p^2 = .013$ . There were no other significant interactions (all  $p$ 's  $> .05$ ).

---

**INSERT TABLE 2 HERE**

---

In order to understand whether there was a relationship between emotion recognition and eye gaze, a Spearman's correlation was calculated. There was no significant relationship between eye gaze and negative emotion recognition at pre-test ( $r = .21, n = 53, p = .130$ ), or post-test ( $r = .21, n = 53, p = .126$ ).

### **Discussion**

The aim of this study was to establish the efficacy of a brief and computerized tailored intervention (the CERT), administered in a school setting, in improving emotion recognition in young high-risk children, and to examine the possible role of visual attention in accounting for observed performance impairments or improvements. This study shows that extent of impairment in negative emotion recognition was significantly related to severity of disruptive behavior, especially problems in peer relations, and that children with disruptive behavior significantly improved in emotion recognition after completing a targeted training, in this case the CERT. However, we found no evidence to suggest that eye gaze plays a role in emotion recognition impairments or in the observed improvements in emotion recognition. The fact that we found significant improvements in emotion recognition in the group that received the training and not in the other group suggests that these improvements were not

due to repeated testing or other aspects of the interventions received by children in both groups.

In previous studies, children were not allocated to receive emotion training based on evidence of an impairment. In the current study, we initially assessed the extent of emotion recognition impairments and found that 59% of the referred children exhibited emotion recognition impairments, consistent with the notion of variability in underlying processes that influence behavioral and emotional problems (Glass & Newman, 2006; Woodworth & Waschbusch, 2008). This is also consistent with the RDoC claim that it should not be assumed that impaired processes are present in all those who display similar behavioral problems, and that interventions should be targeted at those who really need support (Insel et al., 2010).

We found that children who completed the CERT showed a significant improvement in recognition of sadness, fear, anger and neutral expressions. Fear and sadness recognition have been most consistently found to be impaired in antisocial populations (Marsh & Blair, 2008), but more recent evidence suggests that antisocial populations may also struggle to detect expressions of anger (Bowen et al., 2014).

When considering the mechanism underlying variation in emotion recognition, we found no evidence that visual attention is an important process. Attention to the eye region was unrelated to emotion recognition at pre-test and post-test. Research comparing eye gaze in disruptive children participating in the same intervention program and typically developing comparison children also found no role for eye gaze in accounting for the group difference in emotion recognition (Hunnikin et al., 2019). This is important for our understanding of what the CERT does. Although the CERT directs attention to key facial features and provides hints to assist with the interpretation of facial features, we found no change in percentage of time spent looking at the eyes during the emotion recognition task.

## Improving emotion recognition in children

In light of this, we argue that the CERT helps children to *interpret* facial features, rather than simply redirecting attention to certain parts of the face. In a similar way, individuals with schizophrenia have been found to improve in emotion recognition when they were taught how to interpret emotion expressions, but not when they were instructed where to direct their attention (Tsotsi, Kosmidis, & Bozikas, 2017).

We have also shown that emotion recognition was negatively related to peer problems. This is consistent with the claim that there is a relationship between impaired emotion recognition and social relationships (Corden, Critchley, Skuse, & Dolan, 2009). Given that having better friendships with others is a protective factor in preventing further behavioral issues (Hodges, Boivin, Vitaro, & Bukowski, 1999), this is further evidence of the utility of emotion recognition training.

We should acknowledge some limitations of the present research. First, children were not randomly allocated to groups. Children in the DB- group acted as comparison children; they were allocated to this group because they had no emotion recognition impairment, even though they had been referred into the early intervention hub because of disruptive behavior. As argued earlier, interventions that are tailored and target an individual's impairments are more effective (van Goozen & Fairchild, 2008; Wilkinson et al., 2015) and the objective of the present study was to deliver an emotion intervention according to objectively assessed need (Insel et al., 2010). Therefore, only children who displayed an emotion impairment were offered the CERT and the purpose of the study was to test the efficacy of the CERT in improving emotion recognition in these children. Now that we have established the effectiveness of the CERT, the next phase is to conduct an RCT in which children with disruptive behavior are randomly assigned to receive the CERT, regardless of emotion recognition impairments, so we can draw firmer causal conclusions about the impact of the CERT. Second, although the study shows that the CERT improves emotion recognition in children with an impairment, it does not establish whether improved

## Improving emotion recognition in children

emotion recognition results in improvements in longer-term behavior. Only a small number of studies have shown that improving emotion recognition is associated with reductions in aggression or severity of reoffending behavior (Hubble et al., 2015; Penton-Voak et al., 2013). Presumably, it takes time for improved emotion recognition to have positive effects on behavior and the quality of social relationships, especially where these have been poor. We are following up the current sample to find out more about longer-term outcomes. A third limitation is that the current sample was too small to enable us to investigate the role of different types of disruptive behavior and/or exposure to early risk factors, and their impacts on emotion recognition before and after training. For example, it is known that a history of physical abuse is associated with a reduced need for sensory input to accurately recognize expressions of anger (Pollak & Sinha, 2002). This is an issue that should be examined in future research.

### **Conclusions and clinical implications**

Emotion recognition problems are a common precursor in a range of psychopathologies, not only antisocial and criminal behavior (Copeland et al., 2009). The RDoC approach advocates the need to develop interventions based on the assessment of transdiagnostic processes. The current study shows that the recognition of negative and neutral emotional expressions can be improved relatively quickly in children with disruptive behavior. We have also shown that it is unlikely that eye gaze is the mechanism underlying impaired or improved emotion recognition. Instead, we suggest that our training helps children to appraise key emotional stimuli correctly. Given that emotion recognition is important in initiating and maintaining social relationships (Izard et al., 2001), the CERT has the potential to have a positive influence on the social lives of children with impairments in emotion recognition. Research is now needed to investigate the longer-term effects of this training.

**Declaration of Interest:** The funding sources had no role in the study design, collection, analysis or interpretation of data, the writing of the article or decision to submit the article for publication. The authors declare no other conflicts of interest.

**Acknowledgements:** We are extremely grateful to all children, their families and schools for taking part. We would like to thank Northamptonshire Police Early Intervention Team for their assistance with this study and Melanie Smith for help with recruitment.

## References

- Airdrie, J. N., Langley, K., Thapar, A., & van Goozen, S. H. M. (2018). Facial emotion recognition and eye gaze in ADHD with and without comorbid Conduct Disorder. *Journal of the American Academy of Child & Adolescent Psychiatry*.  
<http://doi.org/10.1016/j.jaac.2018.04.016>
- Bowen, K. L., Morgan, J. E., Moore, S. C., & van Goozen, S. H. M. (2014). Young offenders' emotion recognition dysfunction across emotion intensities: Explaining variation using psychopathic traits, Conduct Disorder and offense severity. *Journal of Psychopathology and Behavioral Assessment*, 36(1), 60–73. <http://doi.org/10.1007/s10862-013-9368-z>
- Children's Commissioner for London England. (2018). Vulnerability Report 2018. Retrieved from <https://www.childrenscommissioner.gov.uk/wp-content/uploads/2018/07/Childrens-Commissioner-Vulnerability-Report-2018-Overview-Document-1.pdf>.
- Copeland, W. E., Shanahan, L., Costello, E. J., & Angold, A. (2009). Childhood and adolescent psychiatric disorders as predictors of young adult disorders. *Archives of General Psychiatry*, 66(7), 764–772. <http://doi.org/10.1001/archgenpsychiatry.2009.85>
- Corden, B., Critchley, H. D., Skuse, D., & Dolan, R. J. (2009). Fear recognition ability predicts differences in social cognitive and neural functioning in men. *Journal of Cognitive Neuroscience*, 18(6), 889–897. <http://doi.org/10.1162/jocn.2006.18.6.889>
- Dadds, M. R., Cauchi, A. J., Wimalaweera, S., Hawes, D. J., & Brennan, J. (2012). Outcomes, moderators, and mediators of empathic-emotion recognition training for complex conduct problems in childhood. *Psychiatry Research*, 199(3), 201–207.  
<http://doi.org/10.1016/j.psychres.2012.04.033>
- Dadds, M. R., Perry, Y., Hawes, D. J., Merz, S., Riddell, A. C., Haines, D. J., ... Abeygunawardane, A. I. (2006). Attention to the eyes and fear-recognition deficits in child psychopathy. *The British Journal of Psychiatry: The Journal of Mental Science*, 189(3), 280–1. <http://doi.org/10.1192/bjp.bp.105.018150>

- Dawel, A., O’Kearney, R., McKone, E., Palermo, R., & O’Kearney, R. (2012). Not just fear and sadness: Meta-analytic evidence of pervasive emotion recognition deficits for facial and vocal expressions in psychopathy. *Neuroscience and Biobehavioral Reviews*, 36(10), 2288–304. <http://doi.org/10.1016/j.neubiorev.2012.08.006>
- Edwards, R., Manstead, A., & MacDonald, C. (1984). The relationship between children’s sociometric status and ability to recognise facial expressions of emotion. *European Journal of Social Psychology*, 14(September 1983), 235–238.
- Eugène, F., Lévesque, J., Mensour, B., Leroux, J. M., Beaudoin, G., Bourgoïn, P., & Beaugard, M. (2003). The impact of individual differences on the neural circuitry underlying sadness. *NeuroImage*, 19(2), 354–364. [http://doi.org/10.1016/S1053-8119\(03\)00121-6](http://doi.org/10.1016/S1053-8119(03)00121-6)
- Fairchild, G., van Goozen, S. H. M., Calder, A. J., Stollery, S. J., & Goodyer, I. M. (2009). Deficits in facial expression recognition in male adolescents with early-onset or adolescence-onset Conduct Disorder. *Journal of Child Psychology and Psychiatry*, 50(5), 627–636. <http://doi.org/10.1111/j.1469-7610.2008.02020.x>
- Fombonne, E., Wostear, G., Cooper, V., Harrington, R., Rutter, M., & Alcaraz, J. E. (2001). The Maudsley long-term follow-up of child and adolescent depression. *British Journal of Psychiatry*, 179, 210–217. <http://doi.org/10.1192/bjp.179.3.210>
- Glass, S. J., & Newman, J. P. (2006). Recognition of facial affect in psychopathic offenders. *Journal of Abnormal Psychology*, 115(4), 815–820. <http://doi.org/10.1037/0021-843X.115.4.815>
- Goodman, A., & Goodman, R. (2011). Population mean scores predict child mental disorder rates: Validating SDQ prevalence estimators in Britain. *Journal of Child Psychology and Psychiatry and Allied Disciplines*, 52(1), 100–108. <http://doi.org/10.1111/j.1469-7610.2010.02278.x>
- Goodman, R. (1997). The Strengths and Difficulties Questionnaire: a research note. *Journal*

## Improving emotion recognition in children

*of Child Psychology and Psychiatry*, 38(5), 581–6. <http://doi.org/10.1111/j.1469-7610.1997.tb01545.x>

Hamann, S., & Canli, T. (2004). Individual differences in emotion processing. *Current Opinion in Neurobiology*, 14(2), 233–238. <http://doi.org/10.1016/j.conb.2004.03.010>

Hodges, E. V. E., Boivin, M., Vitaro, F., & Bukowski, W. M. (1999). The power of friendship: Protection against peer victimization. *Developmental Psychology*, 35(1), 94–101. <http://doi.org/10.1037/0012-1649.35.1.94>

Hubble, K., Bowen, K. L., Moore, S. C., & van Goozen, S. H. M. (2015). Improving negative emotion recognition in young offenders reduces subsequent crime. *Plos One*, 10(6), e0132035. <http://doi.org/10.1371/journal.pone.0132035>

Hunnikin, L. M. (2018). *Emotion processing in children with disordered behaviour referred to a crime prevention programme: Identifying impairments and developing and evaluating an emotion recognition training programme.*

Hunnikin, L. M., & van Goozen, S. H. M. (2018). How can we use knowledge about the neurobiology of emotion recognition in practice? *Journal of Criminal Justice*, (January), 1–8. <http://doi.org/10.1016/j.jcrimjus.2018.01.005>

Hunnikin, L. M., Wells, A. E., Ash, D., & van Goozen, S. H. M. (2019). The nature and extent of emotion recognition and empathy impairments in children showing disruptive behaviour referred into a crime prevention programme. *European Child & Adolescent Psychiatry*. <http://doi.org/10.1007/s00787-019-01358-w>.

Insel, T., Cuthbert, B., Garvey, M., Heinssen, R., Pine, D. S., Quinn, K., ... Wang, P. (2010). Research Domain Criteria (RDoC): Toward a New Classification Framework for Research on Mental. *The American Journal of Psychiatry*, 167(7), 748–751. <http://doi.org/10.1176/appi.ajp.2010.09091379>

Izard, C. E., Fine, S., Schultz, D., Mostow, A. J., Ackerman, B., & Youngstrom, E. (2001). Emotion knowledge as a predictor of social behavior and academic competence in



children at risk. *Psychological Science*, 12(1), 18–23. <http://doi.org/10.1111/1467-9280.00304>

- Jack, R.E., Blais, C., Caldara, A.-S., Scheepers, C. , & Caldara, R. (2010). Lost in translation: culturally tuned eye movements impair decoding of facial expression signals. *Journal of Vision*, 8(6), 706. (doi: 10.1167/8.6.706)
- Langner, O., Dotsch, R., Bijlstra, G., Wigboldus, D. H. J., Hawk, S. T., & van Knippenberg, A. D. (2010). Presentation and validation of the Radboud Faces Database. *Cognition & Emotion*, 24(8), 1377–1388. <http://doi.org/10.1080/02699930903485076>
- Marsh, A. A., & Blair, R. J. R. (2008). Deficits in facial affect recognition among antisocial populations: A meta-analysis. *Neuroscience & Biobehavioral Reviews*, 32(3), 454–465. <http://doi.org/10.1016/j.neubiorev.2007.08.003>
- Martin-Key, N., Graf, E., Adams, W. J., & Fairchild, G. (2017). Facial emotion recognition and eye movement behaviour in Conduct Disorder. *Journal of Child Psychology and Psychiatry*, 44(January). <http://doi.org/10.1111/jcpp.12795>
- Neumann, D., Babbage, D. R., Zupan, B., & Willer, B. (2014). A randomized controlled trial of emotion recognition training after traumatic brain injury. *Journal of Head Trauma Rehabilitation*, 30(3), E12–E23. <http://doi.org/10.1097/HTR.0000000000000054>
- Odgers, C. L., Caspi, A., Broadbent, J. M., Dickson, N., Hancox, R. J., Harrington, H., ... Moffitt, T. E. (2007). Prediction of differential adult health burden by conduct problem subtypes in males. *Archives of General Psychiatry*, 64(4), 476–484. <http://doi.org/10.1001/archpsyc.64.4.476>
- Odgers, C. L., Moffitt, T. E., Broadbent, J. M., Dickson, N., Hancox, R. J., Harrington, H., ... Caspi, A. (2008). Female and male antisocial trajectories: From childhood origins to adult outcomes. *Development and Psychopathology*, 20(2), 673–716. <http://doi.org/10.1017/S0954579408000333>
- Penton-Voak, I. S., Thomas, J., Gage, S. H., McMurrin, M., McDonald, S., & Munafò, M. R.

## Improving emotion recognition in children

(2013). Increasing recognition of happiness in ambiguous facial expressions reduces anger and aggressive behavior. *Psychological Science*, 24(5), 688–97.

<http://doi.org/10.1177/0956797612459657>

Pollak, S. D., & Sinha, P. (2002). Effects of early experience on children's recognition of facial displays of emotion. *Developmental Psychology*, 38(5), 784–791.

<http://doi.org/10.1037/0012-1649.38.5.784>

Tsotsi, S., Kosmidis, M. H., & Bozikas, V. P. (2017). Improved facial affect recognition in Schizophrenia following an emotion intervention, but not training attention-to-facial-features or treatment-as-usual. *Psychiatry Research*, 254(March), 135–142.

<http://doi.org/10.1016/j.psychres.2017.04.038>

van Goozen, S. H. M., & Fairchild, G. (2008). How can the study of biological processes help design new interventions for children with severe antisocial behavior? *Development and Psychopathology*, 20(3), 941–973. <http://doi.org/10.1017/S095457940800045X>

van Zonneveld, L., Platje, E., de Sonnevile, L. M. J., van Goozen, S. H. M., & Swaab, H. (2017). Affective empathy , cognitive empathy , and social attention in children at high risk of criminal behaviour. *Journal of Child Psychology and Psychiatry and Allied Disciplines*, 1–23. <http://doi.org/10.1111/jcpp.12724>

Wechsler, D. (1999). *Wechsler Abbreviated Scale of Intelligence (WASI)*. San Antonio: Psychological Corporation.

Wilkinson, S., Waller, R., & Viding, E. (2015). Practitioner review: Involving young people with callous unemotional traits in treatment - Does it work? A systematic review. *Journal of Child Psychology and Psychiatry and Allied Disciplines*.

<http://doi.org/10.1111/jcpp.12494>

Woodworth, M., & Waschbusch, D. (2008). Emotional processing in children with conduct problems and callous/ unemotional traits. *Child: Care, Health and Development*, 34(2), 234–244. <http://doi.org/10.1111/j.1365-2214.2007.00792.x>

## Improving emotion recognition in children

**Tables**

*Table 1: Demographic and behavioural characteristics of participants*

| Variable      | DB-<br>(n = 38) | DB+<br>(n = 54) | Critical value | p-value |
|---------------|-----------------|-----------------|----------------|---------|
| Age (years)   | 8.95 (1.04)     | 8.72 (1.30)     | $t = -.92$     | .36     |
| IQ            | 95.18 (13.86)   | 89.11 (11.32)   | $t = -2.31$    | .02     |
| Gender        |                 |                 | $\chi^2 = .59$ | .44     |
| % Male        | 84.2            | 77.8            |                |         |
| % Female      | 15.8            | 22.2            |                |         |
| SES           |                 |                 | $U = 728.5$    | .27     |
| % Low         | 8.1             | 6.7             |                |         |
| % Medium      | 62.2            | 51.1            |                |         |
| % High        | 29.7            | 42.2            |                |         |
| SDQ Conduct   | 3.74 (2.55)     | 4.44 (2.70)     | $t = 1.25$     | .22     |
| SDQ Peer      | 2.76 (1.81)     | 4.08 (2.57)     | $t = 2.90$     | .005    |
| SDQ Prosocial | 3.93 (2.99)     | 4.56 (2.68)     | $t = 1.04$     | .30     |
| SDQ Total     | 15.68 (5.38)    | 19.54 (6.14)    | $t = 3.12$     | .002    |

Notes: Standard deviations in parentheses. IQ = intelligence quotient (two-subtest WASI), SES = Socioeconomic status, SDQ = Strengths and Difficulties Questionnaire.

*Table 2: Mean percentage of time spent looking at the eyes at pre- and post-test.*

|                 |      | Happy            | Sad              | Fear             | Anger            | Neutral          |
|-----------------|------|------------------|------------------|------------------|------------------|------------------|
| DB-<br>(n = 27) | Pre  | 50.81<br>(19.05) | 62.89<br>(16.03) | 58.49<br>(16.2)  | 64.06<br>(18.42) | 62.39<br>(17.76) |
|                 | Post | 44.61<br>(20.26) | 58.84<br>(19.26) | 51.91<br>(18.59) | 60.52<br>(19.2)  | 56.85<br>(21.11) |
| DB+<br>(n = 26) | Pre  | 41.16<br>(20.97) | 53.35<br>(21.92) | 49.37<br>(20.87) | 56.83<br>(22.07) | 51.80<br>(22.28) |
|                 | Post | 36.67<br>(20.61) | 46.88<br>(22.14) | 43.15<br>(21.32) | 52.96<br>(22.87) | 48.29<br>(20.12) |

Notes: Standard deviations in parentheses. DB = Disruptive Behavior.

## Figures

Figure 1

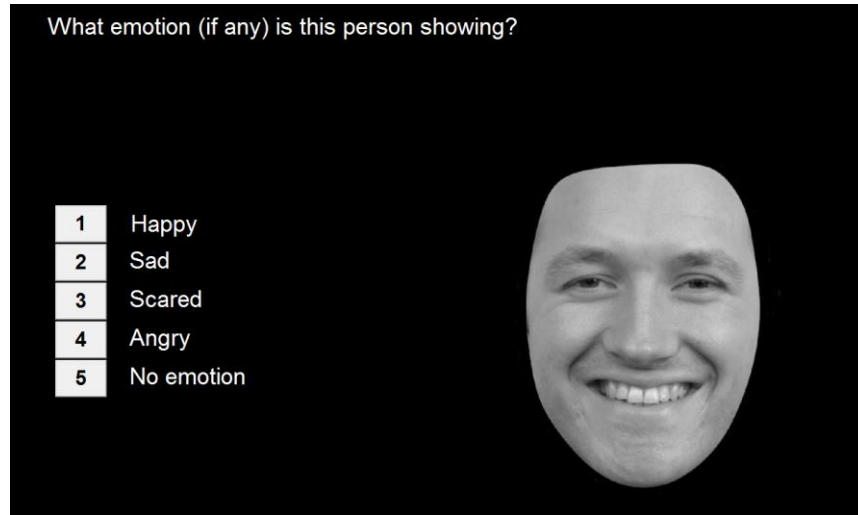


Figure 2

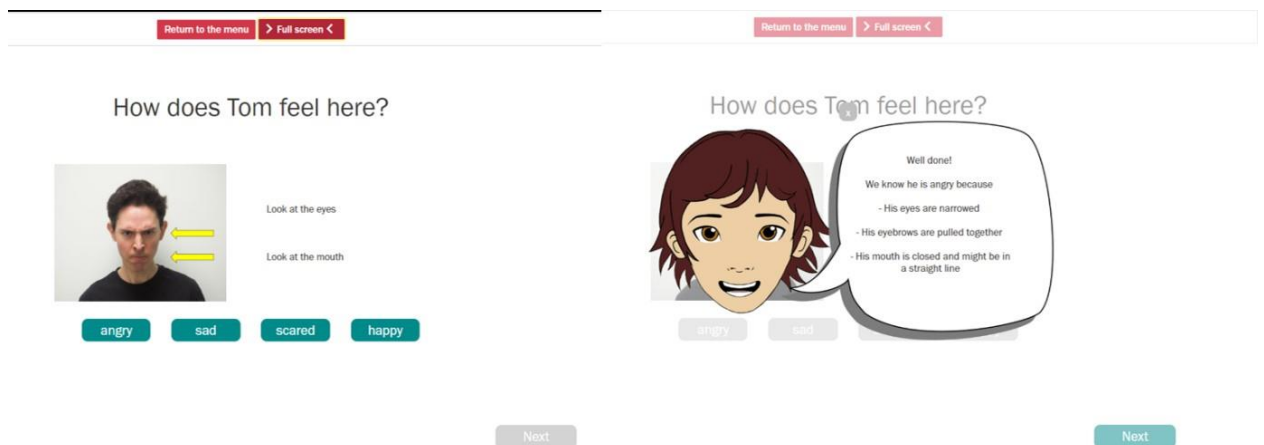


Figure 3

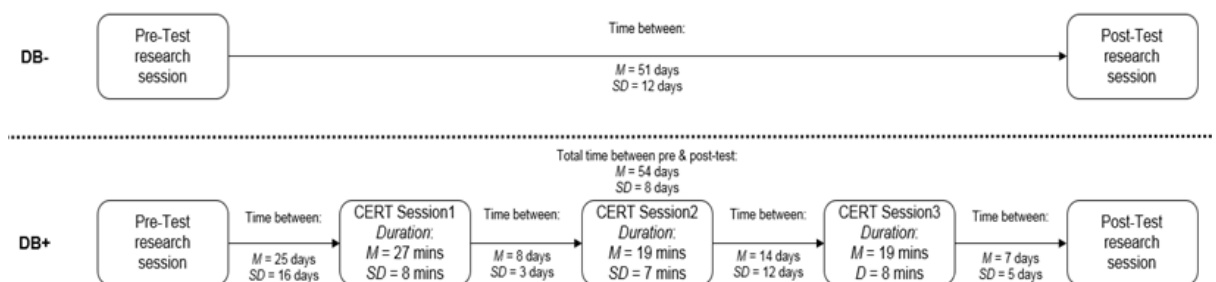


Figure 4

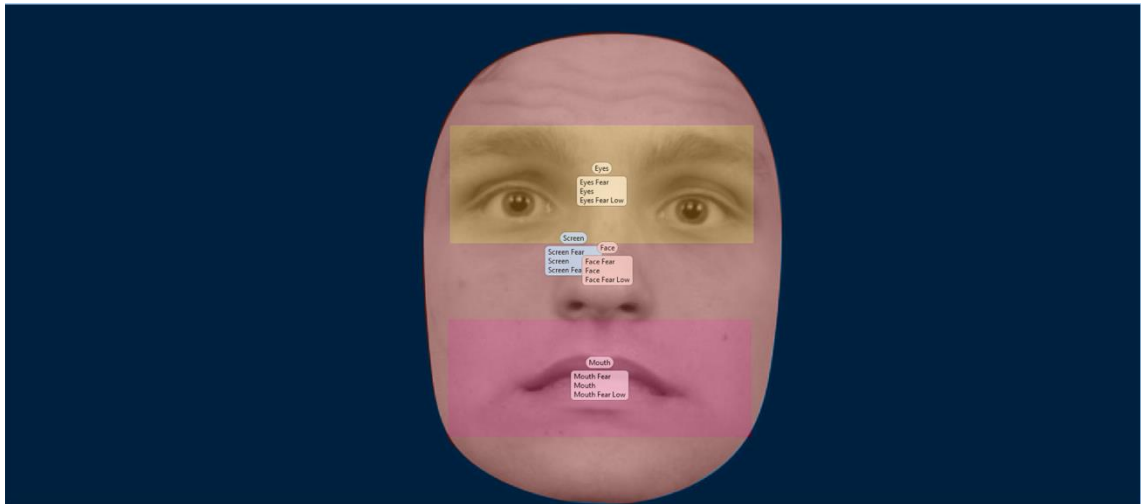
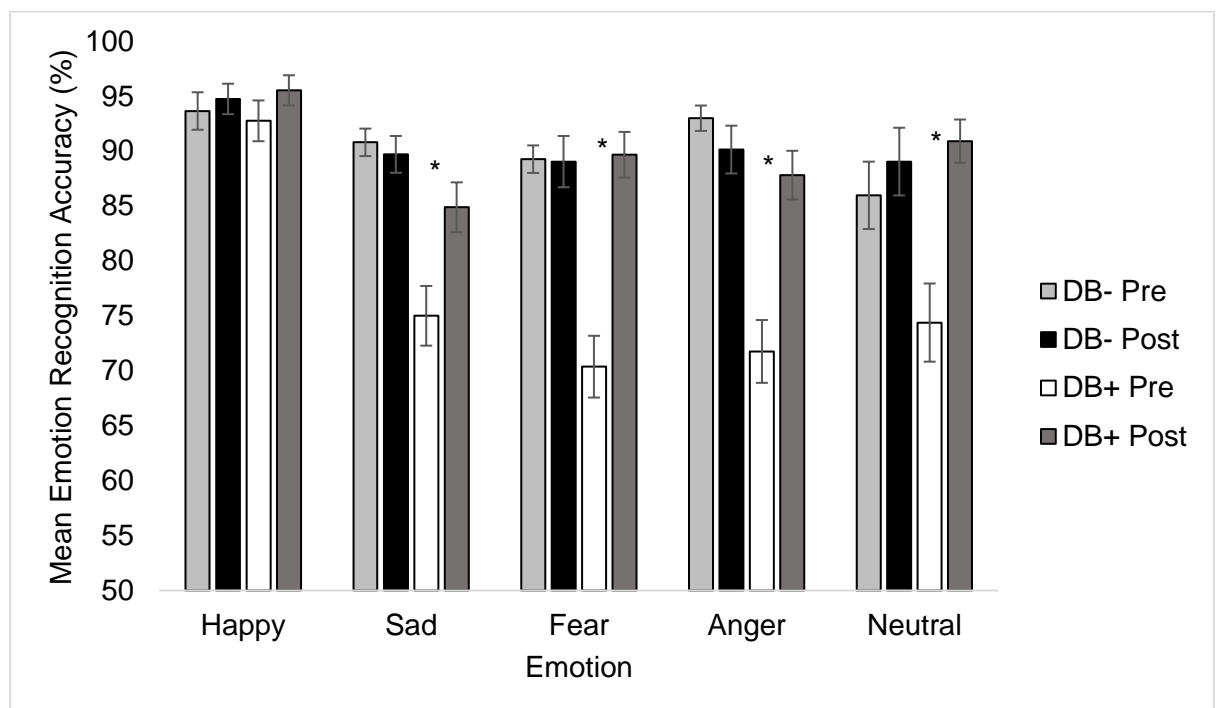


Figure 5



### Figure Captions

*Figure 1.* Example of a screen from the FER task

*Figure 2.* Screenshot from the CERT

*Figure 3.* Schematic representation of the research procedure

*Figure 4.* Example of Areas of Interest for the emotional stimuli included in the FER task

*Figure 5.* Mean emotion recognition scores for expressions of happiness, anger, sadness, fear and neutral at pre- and post-test. Error bars are set at  $\pm 1$  standard error. \* =  $p < .05$ .

DB: Disruptive Behavior