



UNIVERSITY OF  
GLOUCESTERSHIRE

This is a peer-reviewed, post-print (final draft post-refereeing) version of the following published document, This is the peer reviewed version of the following article: Wyse, Stephanie, Page, Ben, Walkington, Helen and Hill, Jennifer L (2019) Degree outcomes and national calibration: Debating academic standards in UK Geography. Area. ISSN 0004-0894 , which has been published in final form at <http://dx.doi.org/10.1111/area.12571> This article may be used for non-commercial purposes in accordance with Wiley Terms and Conditions for Self-Archiving. and is licensed under All Rights Reserved license:

**Wyse, Stephanie, Page, Ben, Walkington, Helen and Hill, Jennifer ORCID logoORCID: <https://orcid.org/0000-0002-0682-783X> (2020) Degree outcomes and national calibration: Debating academic standards in UK Geography. Area, 52 (2). pp. 376-385. doi:10.1111/area.12571**

Official URL: <http://dx.doi.org/10.1111/area.12571>

DOI: <http://dx.doi.org/10.1111/area.12571>

EPrint URI: <https://eprints.glos.ac.uk/id/eprint/7829>

#### **Disclaimer**

The University of Gloucestershire has obtained warranties from all depositors as to their title in the material deposited and as to their right to deposit such material.

The University of Gloucestershire makes no representation or warranties of commercial utility, title, or fitness for a particular purpose or any other warranty, express or implied in respect of any material deposited.

The University of Gloucestershire makes no representation that the use of the materials will not infringe any patent, copyright, trademark or other property or proprietary rights.

The University of Gloucestershire accepts no liability for any infringement of intellectual property rights in any material deposited but will remove such material from public view pending investigation in the event of an allegation of any such infringement.

PLEASE SCROLL DOWN FOR TEXT.

# Degree outcomes and national calibration: Debating academic standards in UK Geography

Jennifer L. Hill

In this short intervention we report on work in progress by Advance HE (formerly the Higher Education Academy) in collaboration with professional bodies such as the RGS-IBG, which seeks to respond to public concerns about “grade inflation” in relation to degree outcomes. We present an updated analysis of degree outcomes in UK geography for 2010–2016 showing a strong correlation between average A-level points score on entry and the proportion of good degrees awarded by UK geography departments. We then go on to report on the results of pilot training activities within the discipline to increase the use of social calibration techniques as a means of providing transparent assurance about the high quality of assessment practices. We conclude that there is good reason to engage positively and actively with the public debate about academic standards and we make the case for regular social calibration exercises to share marking practices across multiple institutions as a potential means of ensuring consistency, reliability and clarity in academic standards.

## Keywords

academic standards, assessment, calibration, degree outcomes, grade inflation

## 1 Introduction and context

The debate about academic standards and degree outcomes in Higher Education in the UK is increasingly prominent in political and media discussions (Gyimah, 2018; QAA, 2018a; Richmond, 2018; Woolcock, 2018; Yorke, 2018). For example, the Government Press Release marking the launch of the Office for Students (OfS) on 1 January 2018 ends by saying that the new regulator will “shine a light on the grade inflation we have seen tearing through the system.” Some academic research has also addressed the issue (Hall, 2015). Bachan (2018) reports evidence of “unexplained” increases in good degree outcomes across a range of disciplines between the academic years 2010/2011 and 2016/2017, relative to 2007/2008, concluding that such increases cannot be explained entirely by student quality and/or characteristics, or university expenditure on student and staff facilities and academic services (Hill et al., 2016; Singleton, 2010; Smith, 2007; Thiele et al., 2016).

In this short intervention we report on work in progress by Advance HE (formerly the Higher Education Academy) in collaboration with professional and subject bodies such as the RGS-IBG, which seeks to respond to this concern (Advance HE, 2018). We start by updating existing analyses of degree outcomes in UK geography (Chapman, 1993; Thornes, 2012a) and then go on to report on the results of pilot training activities within the discipline to increase the use of social calibration techniques as a means of providing transparent assurance about the high quality and consistency of assessment. This responds to the call for higher education institutions to make a statement of intent to assure standards, including “supporting the professional development of academic staff and external examiners to aid consistency and calibration of marking” (UUK, GuildHE & QAA, 2018a, p. 4; QAA/HEA, 2013). Social calibration entails regular, structured, face-to-face deliberations among groups of university teachers about the assessment of specific examples of student work. These discussions can take place both within and, crucially, between universities.

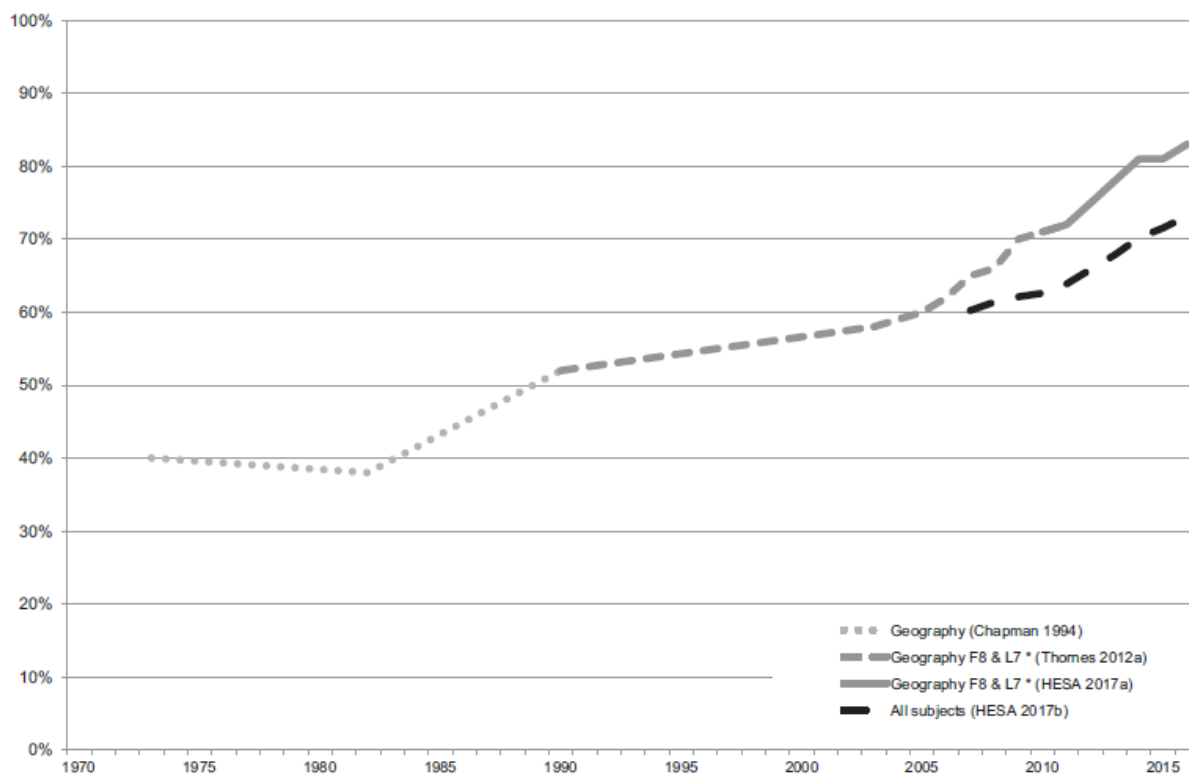
Our argument is that such assessment practices are logical, feasible, supported by evidence from research

in education, and preferable to the more prominent alternative of including a disincentive for “grade inflation” in the Teaching Excellence and Student Outcomes Framework (TEF). Our contention is that disciplinary communities have a role to play alongside individual universities in responding to this challenge (Bachan, 2017; UUK, GuildHE, & QAA, 2018a). The initiatives outlined in this paper demonstrate an appetite for calibration of academic standards within the geography community and practical opportunities to complement the existing External Examiner system.

## 2 UK geography degree outcomes 2010-2016

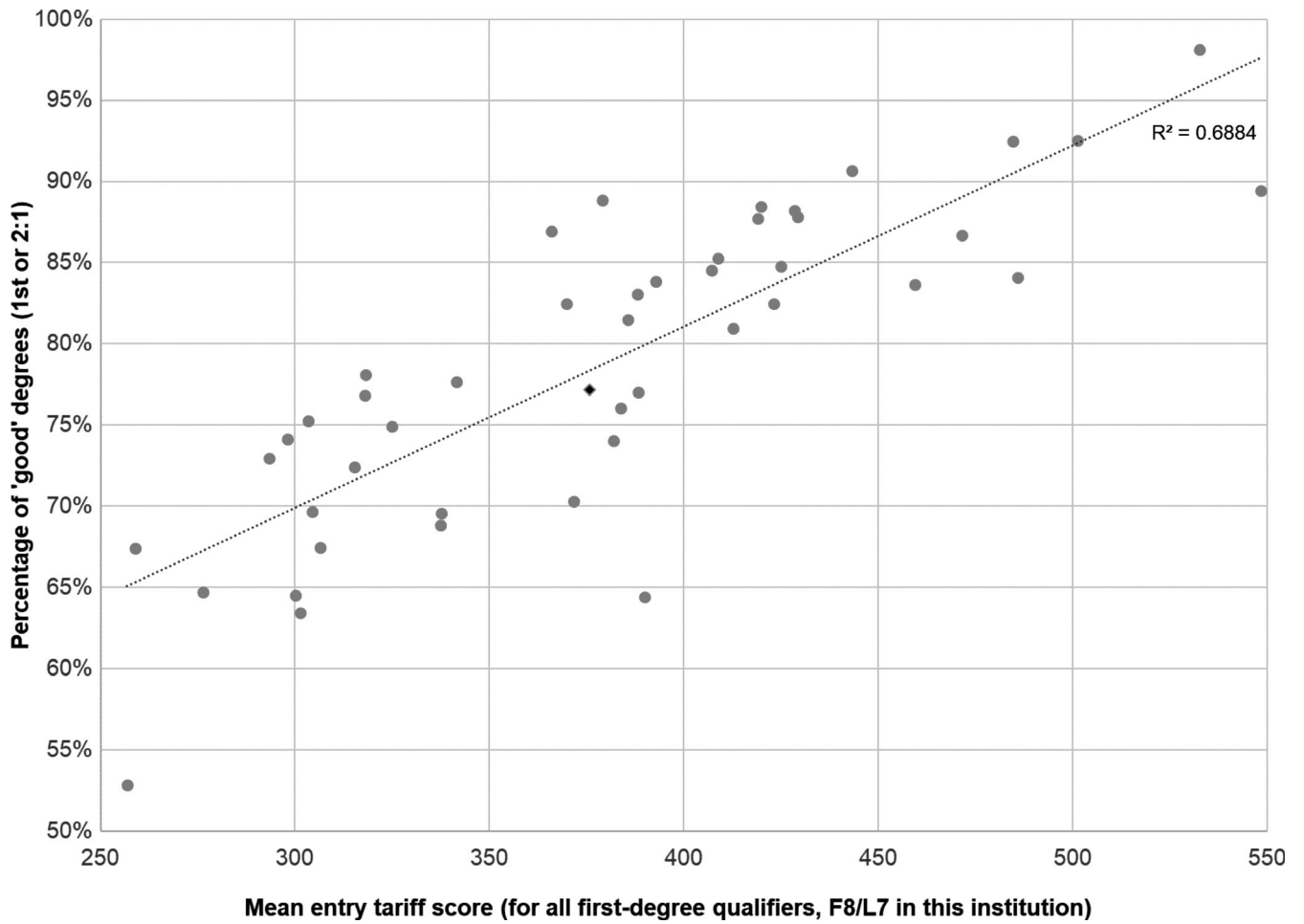
Higher Education Statistics Agency data (HESA, 2017a, 2017b, 2018) show the longitudinal change in the proportion of students awarded a “good degree” (a First or Upper Second) among first-degree qualifiers whose courses were classified as Geography between 2010/2011 and 2015/2016 inclusive. During this time 87 UK institutions awarded undergraduate geography degrees to 44,385 students. A sub-set of 46 institutions with a total of 400 or more first degree qualifiers in F8 and L7 between 2010/2011 and 2015/2016 were analysed, representing 53% of institutions awarding geography programmes and 83% of the students receiving awards.

In order to allow longitudinal comparison, we followed the method used by Thornes (2012a) when analysing these data. Longitudinally reconstructed and aggregated data must be treated with some caution. Chapman's (1994) analysis for the period 1973–1990 relates to a context with far fewer geography departments and graduates. In addition, there are specific challenges for seeing these data as a continuous linear trend because of changes to the subject coding system, and faculty homes, for geography (Hall et al., 2015; Maddrell et al., 2015).



**FIGURE 1** Percentage of “good” degrees (First or 2:1) awarded in geography, 1973 to 2016.

Source: See figure legend

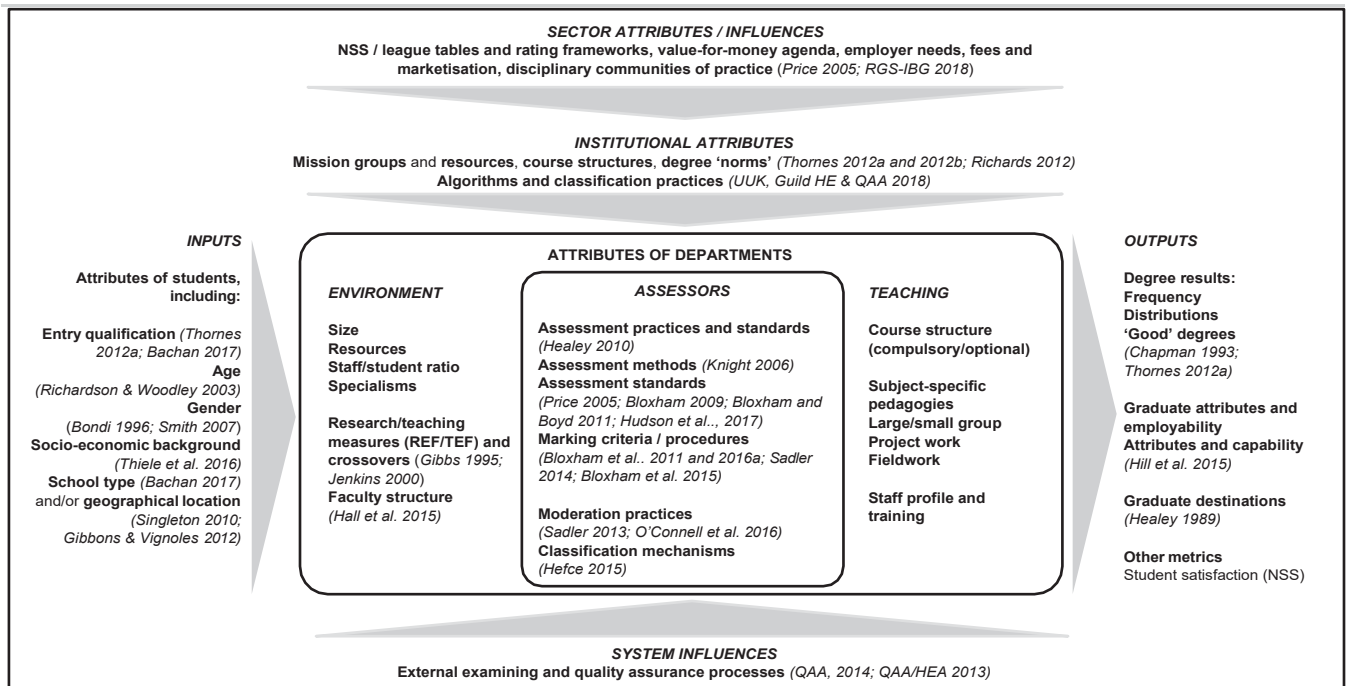


**FIGURE 2** Mean entry tariff score (for all first-degree qualifiers, F8/L7 in this institution).

**TABLE 1** Common approaches to reduce variation in the judgement of academic standards shown in relation to context (internal or external to an institution) and by timing (before or after teaching). (Information taken from the Professional Development Course for External Examiners, with kind permission from Advance HE.).

Approach	Internal	External	Pre-teaching	Post-teaching
1. Peer scrutiny of module assessment	✓		✓	
2. Briefing to module team on assessment expectations	✓		✓	
3. Module team marks and discusses exemplar assignments	✓			
4. Markers mark and discuss a common sample of work immediately prior to full marking	✓			✓
5. Use of a detailed marking scheme	✓			✓
6. Provision of a model answer	✓			✓
7. Second marking of all work, resolving differences by discussion	✓			✓
8. Moderation discussion after first marking, involving all markers on a module	✓			✓
9. Moderation by comparing averages and distribution of marks given by each marker in the team	✓			✓
10. Examination board consideration of means and standard deviations of module marks	✓			✓
11. External examining		✓		✓

- |   |   |   |   |
|---|---|---|---|
| 12. Markers having experience as external examiners at other institutions | ✓ | ✓ | ✓ |
| 13. Markers being members of a learned society or professional body       | ✓ | ✓ | ✓ |
| 14. Markers being familiar with national reference points                 | ✓ | ✓ | ✓ |



**FIGURE 3** Explaining the variability of assessor standards in the context of departmental, institutional, and sector-wide attributes and influences (building on Chapman, 1993).

As Figure 1 shows, the proportion of good degrees awarded in geography has risen consistently since 1973 and accelerated sharply since 2005. The upward trend has continued over the period of our own analysis (2010–2016). Geography has had a higher proportion of good degrees than the average for all subjects since 2010. Over 80% of geography students can currently expect to graduate with a good degree.

The qualifications students bring with them when qualifying for a degree programme, for example, A-levels and BTECs, are expressed numerically as a tariff entry score, which is calculated using a combination of qualification level and grade achieved (UCAS, 2019). The relationship between average tariff entry score and the proportion of good degrees awarded in specific geography departments (Figure 2) shows a strong positive correlation. A student with strong A-level results has an increased chance of graduating with a good degree. However, while many institutions with a tariff entry score of more than 400 have a commensurate proportion of good degrees above 80%, there is greater variability between entry grades and out-comes in the middle and lower end of the distribution. Here, greater fluctuation hints at the impact of the opportunities – and costs – of efforts to deliver good student outcomes.

The remainder of this article is divided into two sections. First, we open a discussion about calibration of standards across the discipline in relation to ideas put forward by Advance HE. Second, we describe a social calibration grading experiment specifically in geography run through the RGS-IBG, which we hope will be taken up by colleagues across the country as part of their ongoing professional development. We conclude that there is good reason to engage positively and actively with the debate about academic standards.

### 3 Calibrating standards: what works?

Consistent marking between assessors, which reflects national standards, is vital for the reputation of the discipline in higher education and for confidence among students, graduates, and employers. Indeed, there is both a formal requirement and a public expectation of comparability of UK awards, at least at the level of threshold academic standards (QAA, 2018b). A Hefce review of external examining in the UK (Hefce, 2015) recommended regular calibration of external examiners' standards within disciplinary communities.

Research undertaken over several decades in education has shown that the underlying standards against which student work is appraised are poorly understood and can vary substantially from one assessor to another (Sadler, 2013). To counter this, a variety of approaches have been developed to help reduce variation in standards within and across modules, programmes, and institutions (Table 1).

Some of the approaches in Table 1 are directly related to maintaining academic standards, such as sample second marking of student work and the use of external examiners. Others are more indirect processes, such as markers being members of a subject association or professional body. The table demonstrates a predominance of approaches concerned with *internal* consistency, local to a particular institution or department, rather than *external* or *discipline-wide* consistency. Equally, many approaches occur after teaching rather than before, providing some assurance that institutional assessment procedures have been observed but not necessarily guaranteeing appropriate “output” or performance standards (Alderman, 2009). We might, therefore, question the benefit of many widely adopted approaches in contributing significantly to the assurance of higher education standards (Bloxham et al., 2016b).

Codified written standards alone (e.g., assessment criteria, qualification descriptors and benchmarking statements) rarely ensure consistency in the understanding of what constitutes quality because interpretation of written standards will always vary between assessors (Sadler, 2014). Assessors' differing understanding of terms such as “adequate,” “good” or “excellent” means they interpret criteria differently, focus on different aspects of student work, value aspects not reflected in assessment criteria and make limited use of external reference points (Bloxham & Price, 2015). Furthermore, research suggests that criterion-based grading is still tacitly influenced by norm referencing (i.e., a piece of work is referenced against a hypothetical average student in a particular group rather than against the criteria) (Bloxham et al., 2011).

Over the course of their teaching experience, assessors construct personalised standards frameworks and group marking cultures, co-creating standards through local assessment practices and communities, mobilising tacit as well as explicit knowledge (Ashworth et al., 2010; Bloxham & Boyd, 2011; Bloxham & Price, 2015; Knight, 2006; Price, 2005). As Figure 3 shows, the inputs to and influences on personal marking cultures are many and varied, such that individuals' standards frameworks can and will differ within departments.

One strategy for finding disciplinary agreement of standards is to move away from a reliance on moderation (agreeing marks internally post-teaching) and adopt calibration. Social calibration is sharing knowledge of standards prior to course delivery based on discussion of concrete examples and relevant external reference points.

Calibration supports assessors in consistently making grading decisions that are: commensurate with the respective levels of academic achievement they represent; comparable across course and institutional boundaries at any one point *and over time*; and in line with both the discipline's and society's expectations of higher education graduates (Sadler, 2009). Social calibration's face-to-face dialogue approach encourages assessors to establish a common vocabulary and set of meanings in relation to the criteria they are using to judge the academic standards of pieces of work (Bloxham & Price, 2015; Rust, 2009; Sadler, 2013). By justifying the rationales for their quality judgements and clarifying meanings-in-use for the principal explanatory terms, assessors achieve greater consistency in understanding and applying academic standards

(Bloxham, 2009).

#### 4 Calibration in geography

The RGS-IBG has worked with the Higher Education Academy, now Advance HE, to pilot methods for social calibration of academic standards among a group of geography academics at national, regional, and departmental scales. The structure of the pilot study was framed by Advance HE, which funded the data analysis and a small number of workshops in a wide range of different disciplines. Dedicated geography workshop events have been held to explore approaches to calibration: checking and aligning [appropriate] academic standards and judgement-making ability against a range of reference points (Bloxham et al., 2016a), using a social moderation approach that aims to foster the same grading judgements *for the same reasons* among a group of disciplinary peers (Watty et al., 2013).

Two calibration events for geographers from 20 institutions across England and a third workshop with all the members of a single geography department took place in 2016 and 2017. Before these workshops, participants were provided with a set of anonymised student work from an undisclosed institution, and they assessed this privately in advance, grading and submitting comments to justify the mark. Working in groups of three or four at the workshops, each participant justified to their group the grades they had awarded the work, clarifying key criteria used in their decision-making. In the open and constructive process of agreeing a grade in a small team, individuals worked through any sticking points to achieve consensus over the criteria and how they were employed. The small teams then reconvened into the larger workshop group, which went through a second iteration of discussion over the marks awarded.

In evaluation surveys and other post-workshop reflections, all participants agreed that these events helped to improve understanding of academic standards in geography and to calibrate their standards against those of colleagues. Participants had to find a shared assessment language, initially to clarify what specific criteria meant, then how these criteria articulated quality, as the following quotations from the departmental workshop reveal:

It was illuminating to see how even our [department] approached the task quite differently and valued different aspects of the assignment. It was encouraging to discuss this together and eventually reach a consensus that made sense to us all. [Participant 2]

The marking calibration exercise highlighted how different interpretations of the assessment criteria (e.g., the meaning of critical analysis) can lead to a difference in the grade awarded. [Participant 4]

Working across institutions lengthened the calibration process. Initially, participants had to “translate” the marking criteria provided in relation to their own institution's assessment culture, before cross-checking with other participants against the geography benchmark standards. The act of translation, in forming a shared language of quality standards, meant that some participants gained extra perspectives to take back:

I thought this would be useful for me *beyond* the confines of my department, when its greatest role will be in improving both my practice and that of my colleagues *internally*. [Participant 16, national benchmarking workshop]

The social calibration approach was piloted at a disciplinary scale, particularly by repeatedly relating student work to the Geography Subject Benchmark Statement (QAA, 2014), while still maintaining departmental autonomy over syllabi, forms of assessment, and marking criteria/rubrics. The process helped to

clarify not only the impact of criterion-referenced marking (where explicit criteria related to learning outcomes are provided) versus implicit benchmarks of quality, but also the importance of assessment-specific criteria (e.g., exam, essay, presentation, dissertation proposal, etc.) and the familiarity of markers with that assessment type:

Despite giving pretty consistent marks, people interpreted the criteria quite differently. Critical evaluation meant critique of the literature for one marker, whereas for another they expected the student to critique their own research design. [Participant 9, departmental workshop]

In the autumn of 2018, Advance HE and the RGS-IBG ran a regional professional development course for geography external examiners involving staff from eight different institutions. Initial marking of three final-year coursework essays revealed some variations within the group in the proposed grade. These differences existed between individuals rather than between types of HE institution. Despite the initial variation, the outcome of the calibration deliberations was commonly agreed marks for all three essays across all participants, based on shared views about key characteristics and drawing on relevant external reference points. Workshops like this illustrate how social calibration could strengthen and support the external examining process.

Pilot exercises have now taken place at departmental, regional, and national scales, and all have had positive feedback from participants in terms of advancing their understanding of shared standards. The workshops have highlighted the opportunity to calibrate both the inputs to the assessment process (assessment task, marking rubrics) and the outputs (student work, application of marking criteria). However, the impact of social calibration would be improved by wider levels of participation because it is the very act of deliberating on specific pieces of work among colleagues that is important. While external examiners might have specific responsibilities for commenting on standards across different institutions, social calibration would benefit all of those marking student work in higher education.

## 5 Conclusions

Disciplinary data show that the proportion of good degrees awarded in UK geography has increased steadily since 1973 and sharply since 2005. This has raised questions about academic standards and the consistency of assessment. In response, Advance HE has been experimenting with social calibration in a number of disciplines.

The initiatives outlined in this paper demonstrate an appetite for calibration of academic standards within the geography community. Geography is one of the few subjects in the UK that has started to establish cross-institutional calibration activities for aspiring, new, and experienced external examiners. As such, we argue here for the continuation of an assessor-centred collaborative approach controlled by professional geographers to protect the value of geography degrees. This is optimally achieved through social calibration activities that centre on face-to-face dialogue about standards pre-assessment, within disciplinary communities of assessment practice, in order to identify key influential characteristics of assessed work. This approach works best when it uses explicit consensus-building processes that refer to specific examples of student work. A Geography Calibration Toolkit has been designed by the RGS-IBG and Advance HE specifically for this purpose (available at: <https://www.heacademy.ac.uk/form/geography-calibration-toolkit-en>).

Calibration is arguably the most promising and intellectually reasoned new proposal for achieving acceptable comparability of academic standards in the discipline. We recommend the adoption of calibration within our subject community, at a variety of scales, and over space and time, in order to strive for a sustainable process that can iterate between teaching teams, departments, external examiners, and the national

disciplinary community. This would represent a robust supplement to the existing external examiner system and would connect departmental and national-level calibrations. To become reality, this requires support at national level from government, the RGS-IBG, and higher education institutions. The impetus to strive for this community of practice perhaps comes with publication in May 2019 of the UKSCQA Degree Classification Statement of Intent (UKSCQA, 2019). This document calls for HEIs in England (and across the UK via similar mechanisms) to publish a “degree outcomes statement” in the academic year 2019–2020 following internal institutional review. The review should include whether assessment criteria meet common sector reference points and are applied consistently by academic staff and external examiners, and whether the institution is making use of Advance HE's external examiner professional development programme and subject-specific calibration activity, or providing alternative arrangements.

Standards are as much about trust as they are about education and knowledge. Students, post-graduate admissions tutors, employers, tax-payers, and politicians are asked to trust college and university teachers to maintain undergraduate degree standards. It is strategic for geographers who teach in universities to be seen to respond proactively to public concerns. While moderation after assessment might appear sufficient for internal institutional quality assurance, it is ineffective for calibration at the scale of degree outcomes when comparing departments. Social calibration, taking place before teaching begins and referencing external benchmarks, adopts face-to-face discussions about standards with colleagues in relation to specific examples of student work. This activity can be built into the teaching and assessment process within institutions (or groups of institutions), but the impact is amplified when it is combined with similar social calibration activities undertaken by groups of external examiners organised by the RGS-IBG. The ultimate goal is to align personal standards frameworks and academic standards within and across institutions with those expected by the discipline, professions, subject and accrediting bodies, employers, and the public (Sadler, 2011). Social calibration carries considerable weight with educational practitioners (O'Connell et al., 2016; Watty et al., 2013), even though it is at an early stage in development.

As this paper goes to press, the RGS-IBG continues to support social calibration within geography across multiple scales, working with Advance HE (as part of the Degree Standards Project). Widespread adoption of such professional development may help to reassure higher education stakeholders that degree outcomes are assessed with consistency across institutions and over time, and that any increase in “good degree” outcomes in geography is the result of both improved teaching and of improved student learning.

## References

- Advance HE. (2018). Degree Standards Project: Professional development and calibration for the external examining system in the UK. Retrieved from <https://www.heacademy.ac.uk/project-section/degree-standards-professional-development-and-calibration-external-examining-system>
- Alderman, G. (2009). Defining and measuring academic standards: A British perspective. *Higher Education Management and Policy*, 21, 11–22. <https://doi.org/10.1787/hemp-21-5ksf24ssz1wc>
- Ashworth, M., Bloxham, S., & Pearce, L. (2010). Examining the tension between academic standards and inclusion for disabled students: The impact on marking of individual academics' frameworks for assessment. *Studies in Higher Education*, 35, 209–223. <https://doi.org/10.1080/03075070903062864>
- Bachan, R. (2017). Grade inflation in UK higher education. *Studies in Higher Education*, 42, 1580–1600. <https://doi.org/10.1080/03075079.2015.1019450>
- Bachan, R. (2018). The drivers of degree classifications. UKSCQA-commissioned analysis. Retrieved from <https://www.universitiesuk.ac.uk/policy-and-analysis/reports/Documents/2018/drivers-of-degree-classifications.pdf>
- Bloxham, S. (2009). Marking and moderation in the UK: False assumptions and wasted resources. *Assessment and Evaluation in Higher Education*, 34, 209–220. <https://doi.org/10.1080/02602930801955978>
- Bloxham, S., & Boyd, P. (2011). Accountability in grading student work: Securing academic standards in a twenty-first

- century quality assurance context. *British Educational Research Journal*, 38, 615–634. <https://doi.org/10.1080/01411926.2011.569007>
- Bloxham, S., Boyd, P., & Orr, S. (2011). Mark my words: The role of assessment criteria in UK higher education grading practices. *Studies in Higher Education*, 36, 655–670. <https://doi.org/10.1080/03075071003777716>
- Bloxham, S., den Outer, B., Hudson, J., & Price, M. (2016a). Let's stop the pretence of consistent marking: Exploring the multiple limitations of assessment criteria. *Assessment & Evaluation in Higher Education*, 41, 466–481. <https://doi.org/10.1080/02602938.2015.1024607>
- Bloxham, S., Hughes, C., & Adie, L. (2016b). What's the point of moderation? A discussion of the purposes achieved through contemporary moderation practices. *Assessment & Evaluation in Higher Education*, 41, 638–653. <https://doi.org/10.1080/02602938.2015.1039932>
- Bloxham, S., & Price, M. (2015). External examining: Fit for purpose? *Studies in Higher Education*, 40, 195–211. <https://doi.org/10.1080/03075079.2013.823931>
- Bondi, L. (1996). Geography Degrees and Gender: Interpreting the Patterns. *Area*, 28, 221–224.
- Chapman, K. (1993). Degree results in geography 1973–1990: Students, teachers and standards. *Area*, 25, 117–126.
- Chapman, K. (1994). Variability of degree results in geography in United Kingdom universities 1973–90: Preliminary results and policy implications. *Studies in Higher Education*, 19, 89–102. <https://doi.org/10.1080/03075079412331382173>
- DfE. (2017). Teaching excellence and student outcomes framework: Lessons learned from year two October 2017. Retrieved from [https://assets.publishing.service.gov.uk/government/uploads/system/uploads/attachment\\_data/file/651157/DfE\\_TEF\\_Year\\_2\\_Lessons\\_Learned-report.pdf](https://assets.publishing.service.gov.uk/government/uploads/system/uploads/attachment_data/file/651157/DfE_TEF_Year_2_Lessons_Learned-report.pdf)
- Gibbons, S., & Vignoles, A. (2012). Geography, choice and participation in higher education in England. *Regional Science and Urban Economics*, 42, 98–113. <https://doi.org/10.1016/j.regsciurbeco.2011.07.004>
- Gibbs, G. (1995). The relationship between quality in research and quality in teaching. *Quality in Higher Education*, 1, 147–157. <https://doi.org/10.1080/1353832950010205>
- Gyimah, S. (2018). Strategic guidance to the office for students – Priorities for financial year 2018/19. Retrieved from <https://www.officeforstudents.org.uk/media/1111/strategicguidancetotheofs.pdf>
- Hall, S. (2015). Geographies of marketisation in English higher education: Territorial and relational markets and the case of undergraduate student fees. *Area*, 47, 451–458. <https://doi.org/10.1111/area.12216>
- Hall, T., Toms, P., McGuinness, M., Parker, C., & Roberts, N. (2015). Where's the Geography department? The changing administrative place of Geography in UK higher education. *Area*, 47, 56–64. <https://doi.org/10.1111/area.12154>
- Healey, M. (1989). The qualifications and employment of geography graduates. First degree awards and first destinations. *Area*, 21, 59–73.
- Healey, M. (2010). Developing the scholarship of teaching in higher education: A discipline-based approach. *Higher Education Research & Development*, 19, 169–189. <https://doi.org/10.1080/072943600445637>
- Hefce. (2015). A review of external examining arrangements across the UK. Report to the UK higher education funding bodies by the Higher Education Academy. Retrieved from <https://webarchive.nationalarchives.gov.uk/20150708124201http://www.hefce.ac.uk/pubs/rereports/Year/2015/externalexam/Title,104316,en.html>
- Higher Education Statistics Agency. (2017a). HESA student record: Students in higher education providers 2010/11–2015/16.
- Higher Education Statistics Agency. (2017b). Higher education statistics for the UK 2015/16. Retrieved from <https://www.hesa.ac.uk/data-and-analysis/publications/higher-education-2015-16>
- Higher Education Statistics Agency. (2018). Higher education student statistics: UK, 2016/17 – Qualifications achieved. Retrieved from <https://www.hesa.ac.uk/news/11-01-2018/sfr247-higher-education-student-statistics/qualifications>
- Hill, J., Walkington, H., & France, D. (2016). Graduate attributes: Implications for higher education practice and policy. *Journal of Geography in Higher Education*, 40, 155–163. <https://doi.org/10.1080/03098265.2016.1154932>
- Hudson, J., Bloxham, S., den Outer, B., & Price, M. (2017). Conceptual acrobatics: Talking about assessment standards in the transparency era. *Studies in Higher Education*, 42, 1309–1323. <https://doi.org/10.1080/03075079.2015>

- Jenkins, A. (2000). The Relationship between Teaching and Research: Where does geography stand and deliver? *Journal of Geography in Higher Education*, 24, 325–351. <https://doi.org/10.1080/713677414>
- Knight, P. (2006). The local practices of assessment. *Assessment and Evaluation in Higher Education*, 31, 435–452. <https://doi.org/10.1080/02602930600679126>
- Maddrell, A., Strauss, K., Thomas, N. J., & Wyse, S. (2015). Mind the gap: Gender disparities still to be addressed in UK Higher Education geography. *Area*, 48, 48–56. <https://doi.org/10.1111/area.12223>
- O'Connell, B., De Lange, P., Freeman, M., Hancock, P., Abraham, A., Howieson, B., & Watty, K. (2016). Does calibration reduce variability in the assessment of accounting learning outcomes? *Assessment and Evaluation in Higher Education*, 41, 331–349. <https://doi.org/10.1080/02602938.2015.1008398>
- Price, M. (2005). Assessment standards: The role of communities of practice and the scholarship of assessment. *Assessment and Evaluation on Higher Education*, 30, 215–230. <https://doi.org/10.1080/02602930500063793>
- QAA. (2014). Subject benchmark statement: Geography. UK quality code for higher education part A: Setting and maintaining academic standards: The frameworks for higher education qualifications of UK degree-awarding bodies. Retrieved from [https://www.qaa.ac.uk/docs/qaa/subject-benchmark-statements/sbs-geography-14.pdf?sfvrsn=cb9ff781\\_14](https://www.qaa.ac.uk/docs/qaa/subject-benchmark-statements/sbs-geography-14.pdf?sfvrsn=cb9ff781_14)
- QAA. (2018a). Tackling grade inflation: Consulting on proposed updates to the degree classification system. Retrieved from <https://www.qaa.ac.uk/news-events/news/degree-classification-system-consultation>
- QAA. (2018b). UK quality code for higher education. Retrieved from <https://www.qaa.ac.uk/quality-code>
- QAA/HEA. (2013). External examiners' understanding and use of academic standards. Retrieved from <https://www.heacademy.ac.uk/system/files/downloads/external-examiners-report.pdf>
- RGS-IBG. (2018). *Research groups*. Retrieved from <https://www.rgs.org/research/research-groups/>
- Richards, K. (2012). Comment on 'External examiners and the continuing inflation of UK undergraduate geography degree results'. *Area*, 44, 379–381. <https://doi.org/10.1111/j.1475-4762.2012.01090.x>
- Richardson, J. T. E., & Woodley, A. (2003). Another look at the role of age, gender and subject as predictors of academic attainment in higher education. *Studies in Higher Education*, 28, 475–493. <https://doi.org/10.1080/0307507032000122305>
- Richmond, T. (2018). A degree of uncertainty: An investigation into grade inflation at universities. Reform, UK. Retrieved from <https://reform.uk/research/degree-uncertainty-investigation-grade-inflation-universities>
- Rust, C. (2009). Assessment standards: A potential role for subject networks. *Journal of Hospitality, Leisure, Sport & Tourism Education*, 8, 124–128. <https://doi.org/10.3794/johlste.81.per>
- Sadler, D. R. (2009). Grade integrity and the representation of academic achievement. *Studies in Higher Education*, 34, 807–826. <https://doi.org/10.1080/03075070802706553>
- Sadler, D. R. (2011). Academic freedom, achievement standards and professional identity. *Quality in Higher Education*, 17, 103–118. <https://doi.org/10.1080/13538322.2011.554639>
- Sadler, D. R. (2013). Assuring academic achievement standards: From moderation to calibration. *Assessment in Education: Principles, Policy & Practice*, 20, 5–19. <https://doi.org/10.1080/0969594X.2012.714742>
- Sadler, D. R. (2014). The futility of attempting to codify academic achievement standards. *Higher Education*, 67, 273–288. <https://doi.org/10.1007/s10734-013-9649-1>
- Singleton, A. D. (2010). The geodemographics of educational progression and their implications for widening participation in higher education. *Environment and Planning A: Economy and Space*, 42, 2560–2580. <https://doi.org/10.1068/a42394>
- Smith, F. (2007). "It's not all about grades": Accounting for gendered degree results in geography at Brunel University. *Journal of Geography in Higher Education*, 28, 167–178. <https://doi.org/10.1080/0309826042000242422>
- Thiele, T., Alexander Singleton, A., Pope, D., & Stanistreet, D. (2016). Predicting students' academic performance based on school and socio-demographic characteristics. *Studies in Higher Education*, 41, 1424–1446. <https://doi.org/10.1080/03075079.2014.974528>
- Thornes, J. E. (2012a). External examiners and the continuing inflation of UK undergraduate geography degree results.

- Area*, 44, 178–185. <https://doi.org/10.1111/j.1475-4762.2011.01077.x>
- Thornes, J. E. (2012b). 2.2 good to be true? Reply to Keith Richards. *Area*, 44, 382–383. <https://doi.org/10.1111/j.1475-4762.2012.01108.x>
- UCAS. (2019). UCAS tariff points. UCAS. Retrieved from <https://www.ucas.com/undergraduate/what-and-where-study/entry-requirements/ucas-tariff-points>
- UKSCQA. (2019). Degree classification. Transparency, reliability and fairness – A statement of intent. Retrieved from <https://www.universitiesuk.ac.uk/policy-and-analysis/reports/Documents/2019/degree-classification-soi.pdf>
- UUK, GuildHE, & QAA. (2018a). Degree classification: Transparent, consistent and fair academic standards. UKSCQA-commissioned analysis. Retrieved from <https://www.universitiesuk.ac.uk/policy-and-analysis/reports/Documents/2018/degree-classification-academic-standards.pdf>
- Watty, K., Freeman, M., Howieson, B., Hancock, P., O'Connell, B., de Lange, P., & Abraham, A. (2013). Social moderation, assessment and assuring standards for accounting graduates. *Assessment & Evaluation in Higher Education*, 39, 461–478. <https://doi.org/10.1080/02602938.2013.848336>
- Woolcock, N. (2018, January 11th). Quarter of students get firsts amid university grade inflation. *The Times*. Retrieved from <https://www.thetimes.co.uk/article/quarter-of-students-get-firsts-amid-university-grade-inflation-hm5sk7680>
- Yorke, H. (2018, January 11th). Three quarters of graduates get 2:1 or firsts as regulator issues warning to universities to halt grade inflation. *Daily Telegraph*. Retrieved from <https://www.telegraph.co.uk/education/2018/01/11/three-quarters-graduates-get-2-1-firsts-regulator-issues-warning/>